






Elite Canada 2017

Fri. Feb 3, 2017
Halifax, NS

Senior Women Day 1 Results (All Around & Qualification to finals)

Note: Today's scores determine the All Around awards.
The top 8 per event advance to the Apparatus finals on Sunday.



																		
				Vault / Saut			Bars / Barres			Beam / Poutre			Floor / Sol			All Around / Total		
				D	Score	Rank	D	Score	Rank	D	Score	Rank	D	Score	Rank	D	Score	Rank
760	Jade Chrobok	GEM	2001	5.0	13.950	4T	4.7	13.000	1	5.4	13.400	1	4.9	12.567	4	20.0	52.917	1
729	Megan Phillips		2001	4.2	13.250	17T	4.5	12.500	2	4.8	13.050	3	4.8	12.300	5T	18.3	51.100	2
739	Brooklyn Moors	Dynamo	2001	4.6	13.650	10T	4.5	10.700	15	5.1	12.700	4	5.1	13.500	1	19.3	50.550	3
742	Megan Roberts	EY	2000	5.4	14.350	2	4.0	10.300	18	5.1	12.250	6T	4.9	13.200	2	19.4	50.100	4
724	Audrey Rousseau	EQ	1999	4.6	13.700	9	4.5	11.500	9T	4.6	11.800	12	5.2	13.067	3	18.9	50.067	5
791	Shallon Olsen	Omega	2000	5.4	14.700	1	4.6	11.850	7	5.4	11.000	22	5.4	12.067	9T	20.8	49.617	6
710	Madeline McLellan	CGC	2000	4.6	13.800	7T	4.0	11.500	9T	4.4	11.900	11	4.7	12.067	9T	17.7	49.267	7
827	Sophie Marois	VIA	2001	4.6	13.900	6	4.2	12.050	5	4.9	12.150	9	4.3	10.734	21	18.0	48.834	8T
805	Lindsay Chia	Rose	2000	4.0	12.900	22	4.2	12.100	4	4.6	12.200	8	4.0	11.634	14	16.8	48.834	8T
825	Laurie Dénomée	VIA	2000	4.6	13.550	13	3.9	11.250	12	5.2	11.500	14T	5.0	12.300	5T	18.7	48.600	10
762	Laurie-Lou Vézina	GFly	2000	4.2	12.600	24	4.6	11.400	11	5.0	12.250	6T	4.5	12.300	5T	18.3	48.550	11
783	Sydney Townsend		1999	5.0	14.150	3	4.7	10.800	14	4.9	11.950	10	4.8	11.400	15T	19.4	48.300	12
737	Jessica Dowling	Dynamo	1994	4.0	13.150	20	5.3	12.450	3	4.8	11.250	18T	4.8	11.367	17	18.9	48.217	13
779	Madeline Straker	MG	2000	4.6	13.800	7T	2.9	10.600	16	4.2	11.500	14T	4.2	12.100	8	15.9	48.000	14
705	Alexis Didomizio	BGC	2001	4.2	13.000	21	4.4	11.550	8	4.6	10.500	26	4.6	11.700	11T	17.8	46.750	15
774	Alexis Djouboulian	LA	2001	4.2	13.350	15T	3.6	10.950	13	4.2	11.250	18T	4.3	11.067	20	16.3	46.617	16
808	Kayla Folz	SUDBURY	1999	4.8	13.650	10T	3.3	10.100	20	4.3	10.750	24	4.4	11.700	11T	16.8	46.200	17
759	Dahlia Solorzano-Caruso	Gal	2001	4.6	13.600	12	3.1	9.450	23	4.7	11.200	20	4.5	11.700	11T	16.9	45.950	18
700	Amy Bladon	BWG	2001	5.0	13.950	4T	4.4	10.200	19	4.6	11.650	13	4.7	10.034	25	18.7	45.834	19
807	Jamie Wakin	SPRINGERS	2001	4.2	13.200	19	3.8	8.450	24	4.6	11.450	16	4.3	11.167	19	16.9	44.267	20
776	Coralie Melançon		2000	3.7	12.150	25	4.1	10.450	17	4.4	10.950	23	3.3	10.534	22	15.5	44.084	21
798	Kierstin Anderson	PGC	2000	4.0	12.650	23	4.1	8.400	25	4.7	11.100	21	4.4	11.300	18	17.2	43.450	22
832	Sonita Zlobec	WIM	2000	3.5	12.100	26	4.2	9.650	22	4.4	10.400	27	4.5	10.434	23	16.6	42.584	23
792	Seina Cho	Omega	2000	4.6	13.500	14	4.3	7.700	26	4.7	10.600	25	4.6	10.167	24	18.2	41.967	24
804	Sofia Baggio		2000	4.2	13.350	15T		~		4.7	10.250	28	4.3	11.400	15T		35.000	25
795	Meaghan Smith	OGC	1998	4.0	13.250	17T	4.2	6.700	27	4.8	11.300	17		~			31.250	26
706	Brittany Rogers	CGC	1993		~		5.6	9.800	21	4.3	12.600	5		~			22.400	27
768	Rose-Kaying Woo	GR	2000		~			~		5.4	13.350	2		~			13.350	28
709	Meaghan Ruttan	CGC	2000		~		4.8	12.000	6		~			~			12.000	29

