

Elite Canada 2017






Fri. Feb 3, 2017
Halifax, NS

Novice Women Day 2 Results

Note: This shows the top 36 gymnasts from Day 1's competition.

- Awards for All Around and each apparatus will be based on the combined score of both days.



					 Vault / Saut			 Bars / Barres			 Beam / Poutre			 Floor / Sol			 All Around / Total		
					D	Score	Rank	D	Score	Rank	D	Score	Rank	D	Score	Rank	D	Score	Rank
753	Jenna Sartoretto	ON, FG	2005	5.5	14.650	2	4.0	10.434	27T	6.4	14.667	1	6.0	14.050	1	21.9	53.801	1	
714	Piper Johnson	AB, CGC	2004	4.5	14.300	4	4.4	12.034	15	5.3	13.934	2	4.4	12.400	15	18.6	52.668	2	
701	Jovie Richardson	ON, BWG	2005	4.6	13.800	10	6.3	14.934	1	5.3	11.600	22	5.4	12.100	18T	21.6	52.434	3	
708	Kyra Cato	AB, CGC	2004	4.5	14.100	7	5.3	14.500	2	5.3	11.700	20	5.2	12.100	18T	20.3	52.400	4	
778	Bailey Inglis	ON, London	2006	3.8	12.950	23	4.2	13.234	5	4.5	12.334	10	5.4	12.900	6T	17.9	51.418	5	
711	Sophia King	AB, CGC	2004	4.7	13.250	18	4.6	12.234	12T	5.8	12.034	15	5.8	13.850	2	20.9	51.368	6	
784	Nyla Morabito	ON, Nia	2005	4.5	13.950	8T	2.0	11.034	22T	4.6	13.267	5	4.0	12.800	8T	15.1	51.051	7	
810	Sydney Turner	BC, TAG	2005	3.7	12.600	29T	4.4	13.400	4	4.7	12.100	12T	4.7	12.950	5	17.5	51.050	8	
812	Camryn Pellerine	NS, Taiso	2004	3.6	12.350	34	4.8	12.934	6	5.2	13.900	3	3.7	11.850	26T	17.3	51.034	9	
802	Nya Kraus	SK, QCK	2004	3.6	12.900	24T	4.4	13.534	3	4.3	11.634	21	4.6	12.250	16T	16.9	50.318	10T	
822	Emmanuelle Lalonde	QC, UNI	2004	4.5	14.350	3	4.9	12.234	12T	4.9	11.834	17T	5.1	11.900	25	19.4	50.318	10T	
769	Rébéka Groulx	QC, GR	2006	3.6	12.450	33	3.4	11.200	21	5.8	13.767	4	4.6	12.600	13T	17.4	50.017	12	
835	Megan Andrews	AB, STAM	2004	4.7	13.950	8T	4.5	12.267	11	4.2	11.067	27	5.1	12.700	12	18.5	49.984	13	
797	Evalyn Kaufmann	AB, Peg Gym	2004	5.5	14.800	1	4.0	8.734	33	5.7	12.700	7	5.4	13.400	3	20.6	49.634	14	
743	Clara Raposo	ON, EY	2005	3.3	12.100	35T	3.9	12.500	9	4.5	11.334	23T	4.8	13.050	4	16.5	48.984	15	
777	Chloe Burridge	ON, London	2004	4.5	14.200	5T	3.6	9.334	31	5.4	12.500	8	4.8	12.800	8T	18.3	48.834	16	
752	Makenna Guidish	BC, FLIP CITY	2005	3.7	12.600	29T	2.4	11.034	22T	4.3	12.067	14	4.3	12.900	6T	14.7	48.601	17	
755	Lauren Mounsey	ON, FG	2004	3.8	13.050	21T	4.7	12.334	10	5.7	12.100	12T	5.1	10.950	32	19.3	48.434	18	
803	Maya Zonneveld	ON, RG	2005	4.5	13.350	15T	4.2	11.400	18T	5.1	10.800	30	5.4	12.800	8T	19.2	48.350	19	
772	Kennedy Duke	BC, LGC	2005	4.3	13.450	14	4.0	11.500	17	4.8	11.300	25	4.9	12.000	21T	18.0	48.250	20	
717	Rylee Miller	SK, CanAm	2005	3.6	13.300	17	3.9	10.467	26	5.3	12.367	9	4.6	12.050	20	17.4	48.184	21	
722	Alex Keats	AB, CapC.	2004	4.5	13.700	11T	3.9	10.534	25	5.0	11.134	26	5.7	12.800	8T	19.1	48.168	22	
758	Saki Yoshida	QC, Gad	2004	3.5	12.650	28	4.4	12.200	14	4.9	11.967	16	3.9	11.100	30T	16.7	47.917	23	
740	Leah Tindale	ON, Dynamo	2004	5.5	14.200	5T	3.4	8.767	32	6.4	12.867	6	5.6	11.550	28	20.9	47.384	24	
703	Okeri Katjavari	MB, BREG	2004	3.5	12.100	35T	5.3	12.800	8	4.7	11.334	23T	5.1	11.100	30T	18.6	47.334	25	
748	Angeliqe Gates	BC, FLICKA	2004	4.3	13.350	15T	3.7	10.200	29	4.3	10.900	28	5.2	12.600	13T	17.5	47.050	26	
821	Marissa Engh	BC, TWG	2005	4.5	13.700	11T	4.7	10.834	24	5.2	10.234	32	4.8	11.850	26T	19.2	46.618	27	
756	Cassandra Rafuse	ON, FG	2005	3.8	12.600	29T	4.2	12.867	7	4.8	11.767	19	4.0	9.350	35	16.8	46.584	28	
734	Patricia Miron	QC, Gymnix	2005	3.5	13.050	21T	1.6	9.634	30	4.6	11.834	17T	4.3	12.000	21T	14.0	46.518	29	
834	Ivy Tupper	AB, CANMORE	2004	3.8	12.900	24T	2.9	8.600	34	5.0	12.234	11	4.6	12.250	16T	16.3	45.984	30T	
773	Valérie Menezes Thibault	QC, LA	2004	3.8	12.800	27	5.6	11.800	16	4.0	9.434	33	5.0	11.950	23T	18.4	45.984	30T	
751	Jayne Carvell	BC, FLICKA	2005	4.5	13.500	13	5.4	11.400	18T	5.0	9.067	34	5.5	11.300	29	20.4	45.267	32	
788	Kamryn Greenhalgh	BC, OKANAGAN	2004	3.8	12.500	32	2.7	10.434	27T	4.8	10.867	29	3.7	10.900	33	15.0	44.701	33	
831	Audrey Grimard	QC, WIM	2005	3.8	12.850	26	4.4	7.967	35	4.1	10.700	31	4.1	11.950	23T	16.4	43.467	34	
820	Jordis Kliever	BC, TWG	2005	3.8	13.100	19T	4.2	11.367	20	3.0	8.767	35	4.3	9.550	34	15.3	42.784	35	
793	Lora Harter	BC, Omega	2004	4.5	13.100	19T		S			S			S			13.100	36	

