






Fri. Feb 3, 2017
Halifax, NS

Note:
Awards for each apparatus and All Around are based on these combined total scores of both days.



| | | | |  | | |  | | |  | | |  | | |  | | |
|-----|--------------------------|---------------|------|---|---------------|------|---|---------------|------|--|---------------|------|---|---------------|------|---|----------------|------|
| | | | | D | Score | Rank | D | Score | Rank | D | Score | Rank | D | Score | Rank | D | Score | Rank |
| 708 | Kyra Cato | AB, CGC | 2004 | 9.0 | 27.600 | 8 | 10.3 | 28.834 | 2 | 11.1 | 24.300 | 12 | 10.4 | 26.034 | 5T | 40.8 | 106.768 | 1 |
| 711 | Sophia King | AB, CGC | 2004 | 9.4 | 26.500 | 17T | 9.1 | 25.401 | 9 | 11.6 | 25.134 | 8 | 11.6 | 28.417 | 1 | 41.7 | 105.452 | 2T |
| 753 | Jenna Sartoretto | ON, FG | 2005 | 11.0 | 30.000 | 1 | 8.0 | 19.868 | 31 | 12.1 | 27.467 | 1 | 12.1 | 28.117 | 2 | 43.2 | 105.452 | 2T |
| 701 | Jovie Richardson | ON, BWG | 2005 | 9.2 | 27.650 | 7 | 12.6 | 30.334 | 1 | 10.1 | 21.400 | 30 | 10.8 | 24.334 | 22 | 42.7 | 103.718 | 4 |
| 778 | Bailey Inglis | ON, London | 2006 | 8.3 | 27.250 | 10 | 8.3 | 26.001 | 6 | 9.2 | 24.184 | 14 | 10.7 | 25.934 | 7 | 36.5 | 103.369 | 5 |
| 812 | Camryn Pellerine | NS, Taiso | 2004 | 7.2 | 24.800 | 34 | 9.6 | 26.334 | 5 | 10.2 | 27.100 | 2 | 7.4 | 24.317 | 23 | 34.4 | 102.551 | 6 |
| 802 | Nya Kraus | SK, QCK | 2004 | 7.4 | 25.900 | 23 | 8.8 | 27.001 | 3 | 9.6 | 23.534 | 17 | 9.3 | 25.017 | 16 | 35.1 | 101.452 | 7 |
| 797 | Evalyn Kaufmann | AB, Peg Gym | 2004 | 11.0 | 29.500 | 2 | 9.0 | 19.068 | 35 | 11.3 | 25.100 | 9 | 10.8 | 27.600 | 3 | 42.1 | 101.268 | 8 |
| 822 | Emmanuelle Lalonde | QC, UNI | 2004 | 9.0 | 28.000 | 4 | 9.8 | 24.634 | 11 | 10.7 | 23.834 | 15 | 10.3 | 24.734 | 18 | 39.8 | 101.202 | 9 |
| 810 | Sydney Turner | BC, TAG | 2005 | 7.5 | 25.200 | 29T | 9.0 | 26.734 | 4 | 9.9 | 22.950 | 19 | 9.4 | 26.317 | 4 | 35.8 | 101.201 | 10 |
| 714 | Piper Johnson | AB, CGC | 2004 | 9.0 | 27.450 | 9 | 9.4 | 22.668 | 17T | 10.9 | 26.584 | 3 | 9.7 | 24.300 | 24 | 39.0 | 101.002 | 11 |
| 740 | Leah Tindale | ON, Dynamo | 2004 | 11.0 | 28.800 | 3 | 9.7 | 21.234 | 26 | 12.8 | 25.817 | 4 | 11.3 | 25.150 | 13 | 44.8 | 101.001 | 12 |
| 835 | Megan Andrews | AB, STAM | 2004 | 9.4 | 27.700 | 6 | 8.7 | 24.001 | 13 | 8.4 | 22.817 | 21 | 10.3 | 26.034 | 5T | 36.8 | 100.552 | 13 |
| 784 | Nyla Morabito | ON, Nia | 2005 | 8.1 | 26.250 | 20 | 4.0 | 21.768 | 24 | 9.0 | 25.467 | 6 | 7.9 | 25.567 | 9 | 29.0 | 99.052 | 14 |
| 755 | Lauren Mounsey | ON, FG | 2004 | 7.6 | 26.050 | 22 | 8.9 | 23.268 | 15 | 11.4 | 25.450 | 7 | 10.1 | 23.684 | 28 | 38.0 | 98.452 | 15 |
| 717 | Rylee Miller | SK, CanAm | 2005 | 7.4 | 26.350 | 19 | 8.1 | 22.801 | 16 | 10.6 | 24.667 | 11 | 9.3 | 24.517 | 19 | 35.4 | 98.335 | 16 |
| 769 | Rébeka Groulx | QC, GR | 2006 | 7.2 | 25.000 | 33 | 6.8 | 22.467 | 20 | 10.9 | 25.517 | 5 | 9.2 | 25.334 | 12 | 34.1 | 98.318 | 17 |
| 777 | Chloe Burridge | ON, London | 2004 | 9.0 | 27.850 | 5 | 7.5 | 19.601 | 33 | 10.8 | 24.900 | 10 | 9.6 | 25.534 | 10 | 36.9 | 97.885 | 18 |
| 803 | Maya Zonneveld | ON, RG | 2005 | 9.0 | 26.800 | 13T | 8.4 | 22.334 | 21 | 10.6 | 22.650 | 24 | 10.9 | 25.800 | 8 | 38.9 | 97.584 | 19 |
| 772 | Kennedy Duke | BC, LGC | 2005 | 8.6 | 27.000 | 12 | 7.7 | 22.600 | 19 | 9.6 | 23.650 | 16 | 9.7 | 24.267 | 25 | 35.6 | 97.517 | 20 |
| 743 | Clara Raposo | ON, EY | 2005 | 6.9 | 24.200 | 35 | 7.8 | 25.434 | 7T | 9.0 | 21.534 | 29 | 9.6 | 25.084 | 14 | 33.3 | 96.252 | 21 |
| 722 | Alex Keats | AB, CapC. | 2004 | 9.0 | 27.050 | 11 | 8.0 | 21.334 | 25 | 9.8 | 22.684 | 22T | 11.4 | 24.500 | 20 | 38.2 | 95.568 | 22 |
| 773 | Valérie Menezes Thibault | QC, LA | 2004 | 7.6 | 25.500 | 26 | 11.2 | 24.967 | 10 | 8.6 | 20.884 | 32 | 10.0 | 23.950 | 27 | 37.4 | 95.301 | 23 |
| 752 | Makenna Guidish | BC, FLIP CITY | 2005 | 7.4 | 25.200 | 29T | 4.2 | 20.434 | 30 | 8.6 | 24.217 | 13 | 8.6 | 25.434 | 11 | 28.8 | 95.285 | 24 |
| 703 | Okeri Katjavari | MB, BREG | 2004 | 7.0 | 23.950 | 36 | 10.6 | 25.434 | 7T | 9.4 | 22.684 | 22T | 10.3 | 22.867 | 30 | 37.3 | 94.935 | 25 |
| 758 | Saki Yoshida | QC, Gad | 2004 | 7.0 | 25.450 | 27 | 8.5 | 24.300 | 12 | 9.7 | 22.167 | 26 | 7.9 | 21.967 | 33 | 33.1 | 93.884 | 26 |
| 821 | Marissa Engh | BC, TWG | 2005 | 9.0 | 26.550 | 15T | 9.7 | 22.668 | 17T | 10.8 | 21.334 | 31 | 9.9 | 22.750 | 31 | 39.4 | 93.302 | 27 |
| 748 | Angélique Gates | BC, FLICKA | 2004 | 8.6 | 26.550 | 15T | 7.4 | 20.867 | 28 | 9.1 | 20.800 | 33 | 10.3 | 25.034 | 15 | 35.4 | 93.251 | 28 |
| 834 | Ivy Tupper | AB, CANMORE | 2004 | 7.6 | 25.850 | 24 | 8.0 | 19.767 | 32 | 10.0 | 22.634 | 25 | 9.2 | 24.750 | 17 | 34.8 | 93.001 | 29 |
| 756 | Cassandra Rafuse | ON, FG | 2005 | 7.6 | 25.050 | 32 | 7.8 | 23.634 | 14 | 9.3 | 22.917 | 20 | 8.3 | 21.184 | 35 | 33.0 | 92.785 | 30 |
| 734 | Patricia Miron | QC, Gymnix | 2005 | 7.0 | 25.150 | 31 | 3.3 | 19.434 | 34 | 9.2 | 23.484 | 18 | 8.6 | 24.400 | 21 | 28.1 | 92.468 | 31 |
| 831 | Audrey Grimard | QC, WIM | 2005 | 7.6 | 25.550 | 25 | 9.3 | 20.601 | 29 | 8.2 | 21.900 | 28 | 8.2 | 23.984 | 26 | 33.3 | 92.035 | 32 |
| 751 | Jayne Carvell | BC, FLICKA | 2005 | 9.0 | 26.800 | 13T | 9.9 | 21.900 | 23 | 10.0 | 19.917 | 34 | 11.0 | 23.134 | 29 | 39.9 | 91.751 | 33 |
| 788 | Kamryn Greenhalgh | BC, OKANAGAN | 2004 | 7.6 | 25.300 | 28 | 5.5 | 20.934 | 27 | 9.6 | 21.917 | 27 | 7.4 | 22.167 | 32 | 30.1 | 90.318 | 34 |
| 820 | Jordis Kliever | BC, TWG | 2005 | 8.1 | 26.150 | 21 | 8.4 | 22.301 | 22 | 7.5 | 18.867 | 35 | 9.4 | 21.417 | 34 | 33.4 | 88.735 | 35 |
| 793 | Lora Harter | BC, Omega | 2004 | 9.0 | 26.500 | 17T | 5.9 | 12.500 | 37 | 5.3 | 11.550 | 36T | 5.6 | 13.834 | 36 | 25.8 | 64.384 | 36 |
| 785 | Anna Inkster | AB, Nofort | 2004 | 3.8 | 12.800 | 39 | 4.6 | 10.667 | 38T | 4.2 | 9.750 | 43 | 4.4 | 11.600 | 40 | 17.0 | 44.817 | 37 |
| 819 | Mikhayla Rosenow | BC, TWG | 2005 | 4.3 | 13.350 | 37 | 5.3 | 9.067 | 45 | 4.3 | 10.050 | 41 | 5.1 | 11.834 | 38 | 19.0 | 44.301 | 38 |
| 800 | Daryna Porada | QC, Perform | 2005 | 3.8 | 12.700 | 40 | 3.3 | 9.434 | 43 | 4.2 | 10.700 | 40 | 4.4 | 10.967 | 43T | 15.7 | 43.801 | 39 |
| 781 | Kiora Peart-Williams | ON, Springers | 2005 | 3.8 | 12.600 | 41 | 3.9 | 12.534 | 36 | 3.7 | 7.350 | 51 | 3.4 | 11.267 | 42 | 14.8 | 43.751 | 40 |
| 736 | Sarah Pace | NL, Cygnus | 2004 | 3.5 | 12.100 | 48 | 3.0 | 10.667 | 38T | 4.2 | 8.450 | 47 | 4.5 | 12.500 | 37 | 15.2 | 43.717 | 41 |
| 735 | Alexandra Collins | NL, Cygnus | 2005 | 3.5 | 11.250 | 50T | 2.2 | 8.534 | 46 | 3.8 | 11.550 | 36T | 3.3 | 10.967 | 43T | 12.8 | 42.301 | 42 |
| 715 | Hayley Carlson | NL, Campia | 2004 | 3.5 | 12.450 | 44 | 3.0 | 7.700 | 48 | 3.9 | 11.450 | 38 | 3.3 | 10.467 | 47 | 13.7 | 42.067 | 43 |
| 809 | Elizabeth Noble | BC, TAG | 2005 | 3.6 | 12.350 | 47 | 3.5 | 9.900 | 41 | 4.5 | 8.000 | 50 | 4.1 | 11.800 | 39 | 15.7 | 42.050 | 44 |
| 801 | Julia Gillies | QC, Perform | 2005 | 3.5 | 12.050 | 49 | 1.6 | 9.234 | 44 | 4.5 | 9.300 | 44 | 4.6 | 10.900 | 45 | 14.2 | 41.484 | 45 |
| 750 | Anna Marshall | BC, FLICKA | 2004 | 3.7 | 12.500 | 42T | 2.9 | 9.467 | 42 | 4.9 | 9.850 | 42 | 4.2 | 9.634 | 49 | 15.7 | 41.451 | 46 |
| 767 | Erika Zullo | QC, GymP | 2004 | 4.3 | 12.950 | 38 | 3.5 | 7.167 | 49 | 4.6 | 9.200 | 45 | 4.1 | 11.367 | 41 | 16.5 | 40.684 | 47 |
| 790 | Amanda Jaggard | BC, OKANAGAN | 2005 | 3.8 | 12.500 | 42T | 2.4 | 4.900 | 50 | 4.5 | 11.000 | 39 | 3.7 | 10.634 | 46 | 14.4 | 39.034 | 48 |
| 723 | Mara Steinfort | BC, Aviva | 2004 | 3.5 | 12.400 | 45T | 2.4 | 7.834 | 47 | 4.4 | 8.250 | 48 | 3.9 | 10.000 | 48 | 14.2 | 38.484 | 49 |
| 771 | Brooke Biggin | BC, LGC | 2004 | 3.8 | 11.250 | 50T | 2.8 | 10.667 | 38T | 4.1 | 8.100 | 49 | 3.7 | 7.900 | 51 | 14.4 | 37.917 | 50 |
| 789 | Kyleigh Crawford | BC, OKANAGAN | 2005 | 3.8 | 12.400 | 45T | 1.8 | 3.234 | 51 | 4.4 | 9.100 | 46 | 3.1 | 8.634 | 50 | 13.1 | 33.368 | 51 |

