






# Elite Canada 2017

Fri. Feb 3, 2017  
Halifax, NS

# Novice Women Day 1 Results

Note: Novice Women with the top 36 AA scores will compete again tomorrow.  
Awards for each apparatus and All Around are based on the combined score



				 Vault / Saut			 Bars / Barres			 Beam / Poutre			 Floor / Sol			 All Around / Total		
				D	Score	Rank	D	Score	Rank	D	Score	Rank	D	Score	Rank	D	Score	Rank
708	Kyra Cato	CGC	2004	4.5	13.500	10	5.0	14.334	2	5.8	12.600	7	5.2	13.934	4	20.5	<b>54.368</b>	1
711	Sophia King	CGC	2004	4.7	13.250	16	4.5	13.167	6T	5.8	13.100	3	5.8	14.567	1	20.8	<b>54.084</b>	2
740	Leah Tindale	Dynamo	2004	5.5	14.600	3	6.3	12.467	14	6.4	12.950	4	5.7	13.600	6	23.9	<b>53.617</b>	3
778	Bailey Inglis	London	2006	4.5	14.300	4	4.1	12.767	9	4.7	11.850	16T	5.3	13.034	9	18.6	<b>51.951</b>	4
753	Jenna Sartoretto	FG	2005	5.5	15.350	1	4.0	9.434	41T	5.7	12.800	5	6.1	14.067	3	21.3	<b>51.651</b>	5
797	Evalyn Kaufmann	PGC	2004	5.5	14.700	2	5.0	10.334	36	5.6	12.400	8T	5.4	14.200	2	21.5	<b>51.634</b>	6
812	Megryn Pellerine		2004	3.6	12.450	38T	4.8	13.400	4	5.0	13.200	2	3.7	12.467	20T	17.1	<b>51.517</b>	7
793	Lora Harter	Omega	2004	4.5	13.400	12	5.9	12.500	13	5.3	11.550	21T	5.6	13.834	5	21.3	<b>51.284</b>	8T
701	Jovie Richardson	BWG	2005	4.6	13.850	5	6.3	15.400	1	4.8	9.800	42	5.4	12.234	25	21.1	<b>51.284</b>	8T
802	Nya Kraus	QCK	2004	3.8	13.000	21T	4.4	13.467	3	5.3	11.900	15	4.7	12.767	12T	18.2	<b>51.134</b>	10
822	Emmanuelle Lalonde	UNI	2004	4.5	13.650	7T	4.9	12.400	15	5.8	12.000	14	5.2	12.834	11	20.4	<b>50.884</b>	11
835	Megan Andrews		2004	4.7	13.750	6	4.2	11.734	19	4.2	11.750	18T	5.2	13.334	8	18.3	<b>50.568</b>	12
810	Sydney Turner	TAG	2005	3.8	12.600	32T	4.6	13.334	5	5.2	10.850	32T	4.7	13.367	7	18.3	<b>50.151</b>	13T
717	Rylee Miller	CanAm	2005	3.8	13.050	19T	4.2	12.334	16	5.3	12.300	11	4.7	12.467	20T	18.0	<b>50.151</b>	13T
755	Lauren Mounsey	FG	2004	3.8	13.000	21T	4.2	10.934	23T	5.7	13.350	1	5.0	12.734	14T	18.7	<b>50.018</b>	15
773	Valérie Menezes Thibault	LA	2004	3.8	12.700	29T	5.6	13.167	6T	4.6	11.450	24T	5.0	12.000	28	19.0	<b>49.317</b>	16
772	Kennedy Duke	LGC	2005	4.3	13.550	9	3.7	11.100	22	4.8	12.350	10	4.8	12.267	24	17.6	<b>49.267</b>	17
803	Maya Zonneveld	RG	2005	4.5	13.450	11	4.2	10.934	23T	5.5	11.850	16T	5.5	13.000	10	19.7	<b>49.234</b>	18
777	Chloe Burridge	London	2004	4.5	13.650	7T	3.9	10.267	37	5.4	12.400	8T	4.8	12.734	14T	18.6	<b>49.051</b>	19
831	Audrey Grimard	WIM	2005	3.8	12.700	29T	4.9	12.634	10T	4.1	11.200	27	4.1	12.034	26T	16.9	<b>48.568</b>	20
714	Piper Johnson	CGC	2004	4.5	13.150	18	5.0	10.634	33	5.6	12.650	6	5.3	11.900	29	20.4	<b>48.334</b>	21
769	Rébeka Groulx	GR	2006	3.6	12.550	35	3.4	11.267	20	5.1	11.750	18T	4.6	12.734	14T	16.7	<b>48.301</b>	22
784	Nyla Morabito	Nia	2005	3.6	12.300	44	2.0	10.734	28	4.4	12.200	12	3.9	12.767	12T	13.9	<b>48.001</b>	23
703	Okeri Katjavari	BREG	2003	3.5	11.850	49	5.3	12.634	10T	4.7	11.350	26	5.2	11.767	35	18.7	<b>47.601</b>	24
722	Alex Keats	CapC.	2004	4.5	13.350	13T	4.1	10.800	26	4.8	11.550	21T	5.7	11.700	36	19.1	<b>47.400</b>	25
743	Clara Raposo	EY	2005	3.6	12.100	45T	3.9	12.934	8	4.5	10.200	36T	4.8	12.034	26T	16.8	<b>47.268</b>	26
834	Ivy Tupper	CANMORE	2004	3.8	12.950	23T	5.1	11.167	21	5.0	10.400	35	4.6	12.500	18T	18.5	<b>47.017</b>	27
752	Makenna Guidish	FLIP CITY	2005	3.7	12.600	32T	1.8	9.400	43	4.3	12.150	13	4.3	12.534	17	14.1	<b>46.684</b>	28T
821	Marissa Engh	TWG	2005	4.5	12.850	25	5.0	11.834	18	5.6	11.100	29	5.1	10.900	43T	20.2	<b>46.684</b>	28T
751	Jayne Carvell	FLICKA	2005	4.5	13.300	15	4.5	10.500	34T	5.0	10.850	32T	5.5	11.834	31T	19.5	<b>46.484</b>	30
756	Cassandra Rafuse	FG	2005	3.8	12.450	38T	3.6	10.767	27	4.5	11.150	28	4.3	11.834	31T	16.2	<b>46.201</b>	31T
748	Angelique Gates	FLICKA	2004	4.3	13.200	17	3.7	10.667	29T	4.8	9.900	40	5.1	12.434	22	17.9	<b>46.201</b>	31T
758	Saki Yoshida	Gad	2004	3.5	12.800	26T	4.1	12.100	17	4.8	10.200	36T	4.0	10.867	45	16.4	<b>45.967</b>	33
820	Jordis Kliewer	TWG	2005	4.3	13.050	19T	4.2	10.934	23T	4.5	10.100	38	5.1	11.867	30	18.1	<b>45.951</b>	34
734	Patricia Miron		2005	3.5	12.100	45T	1.7	9.800	39	4.6	11.650	20	4.3	12.400	23	14.1	<b>45.950</b>	35
788	Kamryn Greenhalgh	OKANAGAN	2004	3.8	12.800	26T	2.8	10.500	34T	4.8	11.050	30	3.7	11.267	39T	15.1	<b>45.617</b>	36
785	Anna Inkster		2004	3.8	12.800	26T	4.6	10.667	29T	4.2	9.750	43	4.4	11.600	37	17.0	<b>44.817</b>	37
819	Mikhayla Rosenow	TWG	2005	4.3	13.350	13T	5.3	9.067	45	4.3	10.050	39	5.1	11.834	31T	19.0	<b>44.301</b>	38
800	Daryna Porada		2005	3.8	12.700	29T	3.3	9.434	41T	4.2	10.700	34	4.4	10.967	41T	15.7	<b>43.801</b>	39
781	Kiora Peart-Williams		2005	3.8	12.600	32T	3.9	12.534	12	3.7	7.350	51	3.4	11.267	39T	14.8	<b>43.751</b>	40
736	Sarah Pace	Cygnus	2004	3.5	12.100	45T	3.0	10.667	29T	4.2	8.450	47	4.5	12.500	18T	15.2	<b>43.717</b>	41
735	Alexandra Collins	Cygnus	2005	3.5	11.250	50T	2.2	8.534	46	3.8	11.550	21T	3.3	10.967	41T	12.8	<b>42.301</b>	42
715	Hayley Carlson	Campia	2004	3.5	12.450	38T	3.0	7.700	48	3.9	11.450	24T	3.3	10.467	47	13.7	<b>42.067</b>	43
809	Elizabeth Noble	TAG	2005	3.6	12.350	43	3.5	9.900	38	4.5	8.000	50	4.1	11.800	34	15.7	<b>42.050</b>	44
801	Julia Gillies		2005	3.5	12.050	48	1.6	9.234	44	4.5	9.300	44	4.6	10.900	43T	14.2	<b>41.484</b>	45
750	Anna Marshall	FLICKA	2004	3.7	12.500	36T	2.9	9.467	40	4.9	9.850	41	4.2	9.634	49	15.7	<b>41.451</b>	46
767	Erika Zullo	GymP	2004	4.3	12.950	23T	3.5	7.167	49	4.6	9.200	45	4.1	11.367	38	16.5	<b>40.684</b>	47
790	Amanda Jaggard	OKANAGAN	2005	3.8	12.500	36T	2.4	4.900	50	4.5	11.000	31	3.7	10.634	46	14.4	<b>39.034</b>	48
723	Mara Steinfort	Aviva	2004	3.5	12.400	41T	2.4	7.834	47	4.4	8.250	48	3.9	10.000	48	14.2	<b>38.484</b>	49
771	Brooke Biggin	LGC	2004	3.8	11.250	50T	2.8	10.667	29T	4.1	8.100	49	3.7	7.900	51	14.4	<b>37.917</b>	50
789	Kyleigh Crawford	OKANAGAN	2005	3.8	12.400	41T	1.8	3.234	51	4.4	9.100	46	3.1	8.634	50	13.1	<b>33.368</b>	51

