

Elite Canada 2017






Sat. Feb 4, 2017
Halifax, NS

JUNIOR WOMEN

Day 1 Results (AA & Qualification to Finals)

Note: Today's scores determine the All Around awards.
The top 8 per event advance to the Apparatus Finals on Sunday.



																		
				Vault / Saut			Bars / Barres			Beam / Poutre			Floor / Sol			All Around / Total		
				D	Score	Rank	D	Score	Rank	D	Score	Rank	D	Score	Rank	D	Score	Rank
761	Ana Padurariu	GEM	2002	4.6	13.900	1	5.3	13.850	1	5.7	14.200	1	5.0	13.150	1	20.6	55.100	1
763	Victoria-Georgiana Jurca	GFLY	2002	4.8	13.750	2	4.8	11.650	6	5.1	11.750	12T	5.1	12.550	5	19.8	49.700	2
720	Elizabeth Holmstrom	CapC.	2002	4.0	13.350	7	3.3	11.150	9	4.4	11.900	10	4.7	13.000	2	16.4	49.400	3
712	Jaden Gorsline	CGC	2003	4.0	12.900	20	2.9	11.350	8	4.9	12.950	2	4.5	11.750	15	16.3	48.950	4
730	Zoé Allaire-Bourgie		2004	3.7	11.450	37	4.3	12.800	2	5.0	11.950	9	4.5	12.650	3	17.5	48.850	5
713	Charlotte Innes	CGC	2003	4.6	13.550	3	2.5	10.400	19T	4.7	12.250	8	4.7	12.600	4	16.5	48.800	6
733	Myrelle Morin		2002	3.5	12.500	25	2.9	10.850	14T	4.4	12.550	5	4.0	12.350	7	14.8	48.250	7
833	Xuan Patenaude	WIM	2002	4.0	13.200	10T	2.8	10.900	12T	4.5	11.700	14T	4.2	12.150	10	15.5	47.950	8
738	Megan DiPietro	Dynamo	2002	4.6	13.100	12T	4.8	11.750	5	4.5	11.100	23	4.5	11.500	18	18.4	47.450	9
725	Éloïse Monat	EQ	2002	4.1	11.550	36	4.4	12.450	3	4.8	11.550	16T	4.5	11.700	16T	17.8	47.250	10
813	Jillian Langille		2003	4.0	13.100	12T	3.6	8.800	30	4.9	12.900	3	4.2	12.300	8	16.7	47.100	11
811	Jordyn Ewing		2003	4.0	13.000	17	3.5	9.750	25	4.7	11.700	14T	4.3	12.200	9	16.5	46.650	12
775	Laurie Gagnon		2002	4.0	12.600	24	2.4	10.100	24	4.8	11.750	12T	4.3	12.050	12	15.5	46.500	13
829	Chelsea Murray	WIM	2002	4.0	12.950	18T	3.6	10.750	16T	3.8	10.900	25	4.1	11.700	16T	15.5	46.300	14
823	Imogen Paterson	Van	2003	3.5	12.350	29T	4.2	11.450	7	4.3	10.250	31	4.3	11.850	13T	16.3	45.900	15
830	Gabrielle Deslauriers	WIM	2003	3.5	12.450	26T	3.3	10.250	21T	4.3	12.350	6	4.1	10.800	30	15.2	45.850	16
726	Charlotte McDevitt	EQ	2002	4.0	12.750	23	3.4	11.100	10T	4.9	11.550	16T	4.4	10.250	32T	16.7	45.650	17
836	Lea Atangana		2003	4.0	13.250	8T	2.8	10.200	23	4.0	10.800	26T	4.2	11.350	21T	15.0	45.600	18
780	Emily Walker	MGC	2002	4.0	13.050	14T	3.4	10.250	21T	5.2	11.150	21T	4.5	10.950	28T	17.1	45.400	19T
764	Mia St-Pierre	GFLY	2003	4.0	13.200	10T	3.8	10.900	12T	4.5	9.450	37	4.7	11.850	13T	17.0	45.400	19T
782	Alexandra Tonkin		2002	4.0	12.950	18T	3.9	11.100	10T	4.2	9.600	36	4.4	11.450	19	16.5	45.100	21T
731	Maëlle Delourmel		2002	3.7	11.300	39	3.7	11.800	4	4.6	11.050	24	4.2	10.950	28T	16.2	45.100	21T
704	Quinn Skrupa	BREG	2002	4.0	12.850	21T	3.4	8.900	29	4.2	11.200	19T	4.5	12.100	11	16.1	45.050	23
744	Kiera Wai	EY	2003	3.5	12.300	31T	3.7	10.750	16T	4.9	12.300	7	3.8	9.650	37T	15.9	45.000	24
765	Audrey Foucault	GFLY	2002	3.5	12.400	28	2.2	10.500	18	4.3	10.550	28	3.9	11.300	23T	13.9	44.750	25
787	Lucia Jakab	OKANAGAN	2003	4.8	13.400	4T	3.1	8.500	31	3.9	11.800	11	4.6	11.000	27	16.4	44.700	26
814	Jenna Manuel	Titans	2002	4.0	12.850	21T	2.6	9.550	27	4.1	10.350	30	4.0	11.400	20	14.7	44.150	27
766	Sara Giard	GymP	2003	4.0	11.900	34	2.8	10.400	19T	4.0	10.400	29	4.2	11.300	23T	15.0	44.000	28
837	Montana Fairbairn		2002	4.2	13.050	14T	3.3	8.000	35	5.1	11.200	19T	4.7	11.050	26	17.3	43.300	29
721	Rachel Grenke	CapC.	2000	3.7	11.800	35	2.9	9.700	26	4.2	11.450	18	4.4	10.200	34	15.2	43.150	30
707	Ilka Juk	CGC	2003	4.6	13.400	4T	3.8	8.450	32T	4.4	9.350	38	4.1	11.350	21T	16.9	42.550	31
796	Alexis Gillespie	PANTHERS	2003	3.9	12.450	26T	4.0	8.300	34	4.7	11.150	21T	4.5	10.250	32T	17.1	42.150	32
799	Serra Gillis		2002	4.0	13.050	14T	2.8	7.600	37	4.4	10.000	33	4.1	11.100	25	15.3	41.750	33
786	Calle Inkster	NOR	2002	3.5	12.150	33	2.1	8.450	32T	4.2	10.800	26T	4.2	9.650	37T	14.0	41.050	34
818	Brienna Gaspar	TWG	2003	3.5	12.300	31T	2.7	7.700	36	4.6	10.050	32	4.6	9.950	35	15.4	40.000	35
794	Frédérique Payn	Omega	2002	3.7	12.350	29T	1.6	7.100	38	3.6	9.950	34T	3.7	9.900	36	12.6	39.300	36
732	Chloé Lorange		2002	4.0	13.250	8T		~		4.4	12.700	4	4.2	12.450	6		38.400	37
746	Samantha Fourchalk	FLICKA	2003	3.7	11.400	38	1.3	9.000	28	4.0	9.950	34T	3.5	7.900	39	12.5	38.250	38
741	Emma Spence	Dynamo	2003	4.6	13.400	4T	4.8	10.850	14T		~		4.6	10.450	31		34.700	39

