

Elite Canada 2017








Fri. Feb 3, 2017
Halifax, NS

Senior Men

Day 1 Results (All Around & Qualification)

Note: These scores determine the AA awards
Apparatus finals are tomorrow (Saturday) for the top 8 per event.



				 Floor Sol			 Pommel Horse Cheval Arçons			 Rings Anneaux			 Vault Saut			 Par. Bars Barres par.			 Horizontal Bar Barre fixe			 All Around Total			
				D	Score	Rank	D	Score	Rank	D	Score	Rank	D	Score	Rank	D	Score	Rank	D	Score	Rank	D	Score	Rank	
				153	René Cournoyer	GIM	1997	5.5	13.500	1	5.3	14.000	3	5.2	14.600	1	5.2	14.050	1	5.3	13.050	4	4.4	11.200	8T
161	Shun Tomizawa	HA	1993	4.9	13.150	2	3.4	11.450	16T	4.4	13.350	3	4.8	13.650	5	4.8	13.600	3	4.9	13.350	2	27.2	78.550	2	
186	Devy Dyson		1993	4.8	11.800	11	5.4	12.950	6	5.4	12.900	5	4.0	12.850	11T	4.7	11.750	9	4.9	13.450	1	29.2	75.700	3	
156	Jeremy Bartholomeusz	HA	1997	5.2	12.850	5	4.4	12.500	11	4.2	12.000	12	4.8	14.000	2	4.3	12.550	5T	4.7	11.700	5	27.6	75.600	4	
135	Samuel Gaudet-Pellerin	CPS	1997	5.3	12.000	9	5.3	11.950	15	4.6	10.900	15	4.8	13.800	4	3.9	11.150	11	4.1	11.500	7	28.0	71.300	5	
141	Anthony Tawfik	FG	1999	4.9	11.700	12	4.6	12.350	13	4.6	11.800	13	4.0	12.500	15T	4.8	11.050	12	4.8	10.100	17	27.7	69.500	6	
158	Kahlil Benjamin	HA	1998	5.3	13.000	3	3.6	9.750	23T	4.7	10.200	18	5.2	12.650	13	4.1	12.550	5T	4.1	10.200	16	27.0	68.350	7	
142	Jonathan Scripnick	FG	1999	4.6	9.950	18	3.2	11.450	16T	4.1	12.050	11	4.0	12.550	14	4.2	10.150	15	3.9	11.200	8T	24.0	67.350	8	
174	Mitch Tyndall		1999	3.7	6.950	22	5.3	12.250	14	3.8	10.700	16	4.0	11.000	18	4.3	11.350	10	3.6	11.200	8T	24.7	63.450	9	
181	Steven Chaplin	TWG	1996				4.7	9.550	25	4.5	11.450	14	4.8	12.850	11T	5.0	10.850	14	4.7	10.500	15		55.200	10	
122	Samuel Paquin	CPS	1995	5.1	11.350	15T				5.0	10.500	17	5.2	13.250	7T				4.9	11.550	6		46.650	11	
183	Carter Shelton	UC	1995	5.0	10.500	17	4.3	9.750	23T	5.1	12.300	8T	4.8	13.450	6								46.000	12	
173	Teague King		1996				4.0	10.100	20	4.0	12.100	10				4.3	12.000	8	4.3	11.050	12		45.250	13	
136	Yadollahi Parsa	CPS	1998	4.7	11.650	13T	4.5	8.900	27	4.6	12.450	7							4.8	11.850	4		44.850	14	
177	Andriy Tryguba	TGI	1998				4.8	10.800	18T	4.7	12.300	8T				4.6	10.900	13	4.0	9.700	19		43.700	15	
175	Michael Thorpe		1999	5.0	11.650	13T	4.2	10.000	21				4.4	13.250	7T	4.1	7.650	18					42.550	16	
119	Jackson Payne	CGC	1991				5.7	14.150	2							5.8	13.800	1T	5.8	12.750	3		40.700	17	
154	Félix Buron	GIM	1997	4.8	9.550	19	4.0	9.850	22				5.2	12.400	17	4.5	8.450	17					40.250	18	
180	Zachary Clay	TWG	1995				5.9	13.250	5	5.4	12.850	6				5.7	13.800	1T					39.900	19	
137	Charles-Étienne Legaré	CPS	1999	4.7	11.350	15T	4.1	9.100	26							4.3	8.550	16	4.8	10.850	13		39.850	20	
155	Evan Cruz	HA	1993	5.0	12.900	4	6.1	14.250	1							5.3	12.500	7					39.650	21	
182	Wolfe Gazer	UC	1995	5.3	12.650	6				5.3	13.600	2	5.2	13.250	7T									39.500	22
146	Ryan Oehrlein	GMG	1999	5.2	12.400	8	4.6	12.600	10				4.4	13.150	10									38.150	23
171	Anderson Loran		1991	5.1	12.450	7	4.8	12.700	9										5.6	11.200	8T		36.350	24	
190	Thierry Pellerin	Gymn	1997				5.5	13.650	4				4.8	12.500	15T									26.150	25
157	William Black	HA	1998	4.8	11.850	10							5.2	13.950	3									25.800	26
160	Valgard Reinhardsson	HA	1996				4.2	10.800	18T										4.2	10.800	14		21.600	27	
192	Nicolas Garfias	TWG		4.6	8.850	20													4.9	9.800	18		18.650	28	
185	Brad Earl	UC	1997							5.2	13.050	4												13.050	29
151	Casey Rogan	GM	1998				5.3	12.900	7															12.900	30
184	Graham Kelly	UC	1993				4.8	12.850	8															12.850	31
179	Tristan McDermid	TGI	1994				4.7	12.450	12															12.450	32
159	Ben McCarthy	HA	1997	4.9	8.750	21																		8.750	33

