








# 2012 ELITE CANADA

## Men's Artistic Gymnastics

Mississauga • Hershey Sports Zone • Feb. 17-19

\* CORRECTION

Fri. Feb. 17

SENIOR MEN — Day 1				 Floor/Sol			 Pommels/Arçons			 Rings/Anneaux			 Vault/Saut			 P. Bars/Barres p.			 Hor. Bar / Barre f.			 ALL AROUND / TOTAL		
ID #	Gymnast's Name	Prov / Club	YOB	D	Score	Rank	D	Score	Rank	D	Score	Rank	D	Score	Rank	D	Score	Rank	D	Score	Rank	D	Score	Rank
380	<b>Robert Watson</b>	Richmond Gymnastics		5.9	15.200	1	4.5	12.900	7	5.8	13.700	5	5.8	14.850	9	5.5	13.800	3	5.3	13.650	2	32.8	84.100	1
390	<b>Anderson Loran</b>	Taiso Gymnastics		5.6	13.100	7-T	5.2	14.300	3	5.1	13.800	3	6.2	15.150	4	5.5	13.450	5	6.2	14.050	1	33.8	83.850	2
356	<b>Hugh Smith</b>	Halifax ALTA		5.8	14.400	3	5.1	13.400	4	4.6	13.150	8	6.6	15.750	1	5.1	13.000	7-T	4.8	13.450	3	32.0	83.150	3
342	<b>Tariq Dowers</b>	Mississauga Gym		5.2	14.150	4	5.2	12.500	12	5.4	13.750	4	6.2	15.100	5-T	5.0	13.700	4	5.1	13.250	4	32.1	82.450	4
371	<b>Simon Porter</b>	TGI		5.3	12.200	13	5.1	13.200	5	5.8	14.400	2	6.2	15.350	2	5.1	12.950	9	4.0	11.200	14	31.5	79.300	5
377	<b>Jason Scott</b>	Richmond Gymnastics		5.2	10.600	17	5.2	14.350	2	5.6	13.650	6	6.2	15.050	8	5.0	12.850	11	5.0	11.750	12	32.2	78.250	6
320	<b>Mathieu Csukassy</b>	Club IMCO		6.0	12.900	10-T	4.2	12.850	8	4.7	12.650	10	6.2	15.100	5-T	5.2	11.800	16	5.4	12.900	5	31.7	78.200	7
205	<b>Kevin Quon</b>	U Of Calgary		5.3	12.500	12	4.6	12.150	14	5.6	13.450	7	5.8	14.300	13	4.7	13.100	6	4.8	11.850	10-T	30.8	77.350	8
376	<b>Devy Dyson</b>	Richmond Gymnastics		4.4	13.400	5	4.2	12.350	13	4.8	12.300	11	4.6	13.500	16-T	4.5	12.200	14	4.0	12.400	8	26.5	76.150	9
355	<b>Evan Cruz</b>	Halifax ALTA		4.3	12.900	10-T	4.7	12.700	10	3.9	11.650	15	5.4	14.450	11	4.0	12.150	15	3.8	11.850	10-T	26.1	75.700	10
365	<b>Mattie Sergeant</b>	Loyalist		5.1	11.450	14-T	4.6	11.650	15	5.0	13.050	9	4.2	13.550	15	4.9	13.000	7-T	4.1	11.250	13	27.9	73.950	11
318	<b>David Boucher</b>	Club IMCO		4.6	11.450	14-T	5.0	12.750	9	4.4	11.700	14	5.4	14.350	12	4.2	12.700	12	4.2	10.700	16	27.8	73.650	12
358	<b>scott chandler</b>	Island Gymnastics		4.5	13.100	7-T	4.1	11.500	16	4.1	11.250	16	5.4	14.650	10	4.2	12.650	13	3.3	9.650	17	25.6	72.800	13
391	<b>Trevor McArthur</b>	Taiso Gymnastics		4.9	13.350	6	3.8	12.600	11	5.2	11.850	13	5.4	14.200	14	4.4	9.950	17	3.9	10.750	15	27.6	72.700	14
388	<b>Curtis Graves</b>	Taiso Gymnastics		4.4	11.400	16	4.3	10.550	17	4.7	12.250	12	5.4	13.200	18	3.8	8.400	18	5.0	12.800	7	27.6	68.600	15
204	<b>Mattson Moore</b>	U Of Calgary		5.0	13.100	7-T	5.2	13.050	6				5.8	13.500	16-T	4.8	12.900	10	5.0	12.050	9	25.8	64.600	16
328	<b>Scott Morgan</b>	Flicka Gymnastics		6.2	14.700	2				6.4	15.250	1	6.2	15.100	5-T							18.8	45.050	17
313	<b>Jackson Payne</b>	Capital City					6.0	14.950	1							5.9	13.850	2	6.5	12.850	6	18.4	41.650	18
203	<b>Nathan Gafuik</b>	U Of Calgary											6.6	15.300	3	6.2	14.700	1				12.8	30.000	19
309	<b>Bobby Kriangkum</b> *	Thailand (Capital City)		5.6	13.500		4.4	11.350		5.8	13.750		6.2	14.850		4.9	12.850		5.2	12.550		32.1	78.850	*
Non-Canadian: Scores only, no ranks.																								