








2012 ELITE CANADA

Men's Artistic Gymnastics

Mississauga • Hershey Sports Zone • Feb. 17-19

Sat. Feb. 18

Total Scores from Day 1 and Day 2 are used for awards.

HP ARGO MEN – Total				 Floor/Sol			 Pommels/Arçons			 Rings/Anneaux			 Vault/Saut			 P. Bars/Barres p.			 Hor. Bar / Barre f.			 ALL AROUND / TOTAL		
ID #	Gymnast's Name	Prov / Club	YOB	D	Score	Rank	D	Score	Rank	D	Score	Rank	D	Score	Rank	D	Score	Rank	D	Score	Rank			
398	Anthony Tawfik	Futures		10.0	28.700	1	10.0	29.550	1	10.0	28.800	2	10.0	27.800	4-T	10.0	29.300	1	10.0	28.050	2	60.0	172.200	1
332	Ryan Oehrlein	Gold Medal		10.0	27.850	6	10.0	29.200	2	10.0	29.200	1	10.0	28.250	1	10.0	29.100	2	10.0	27.400	6	60.0	171.000	2
397	Jonathan Scripnick	Futures		10.0	28.100	4	10.0	28.100	3	10.0	27.450	3	10.0	28.050	3	10.0	28.850	3	10.0	28.850	1	60.0	169.400	3
394	Ethan Chin	Futures		10.0	27.400	8	10.0	26.500	10	10.0	26.750	6	10.0	27.500	7-T	10.0	28.450	4	10.0	27.450	5	60.0	164.050	4
327	Peter Yeats	Club IMCO		10.0	27.450	7	10.0	27.650	6	10.0	27.300	4	10.0	27.600	6	10.0	27.850	6	10.0	24.100	16	60.0	161.950	5
364	Olivier Menezes Thibault	Laval Excellence		10.0	27.050	11	9.0	24.900	16	9.0	26.900	5	10.0	26.500	22	10.0	28.350	5	9.0	27.750	4	57.0	161.450	6
363	Laurent Gosselin Paradis	Laval Excellence		10.0	28.550	2	8.0	26.150	11	8.0	25.550	10	10.0	28.100	2	10.0	25.950	12	9.0	27.000	8	55.0	161.300	7
305	Antonio Fernandes	Calgary Gymnastics		9.1	27.250	9-T	10.0	27.450	7	10.0	24.250	16	9.0	27.050	16	10.0	25.000	15	9.0	27.950	3	57.1	158.950	8
340	David Sandro	Gold Medal		8.0	25.950	14	8.0	27.700	5	8.0	25.500	11	8.0	26.750	19-T	8.0	26.550	8-T	8.0	25.600	11	48.0	158.050	9
307	Elijah Thompson	Calgary Gymnastics		10.0	28.050	5	10.0	25.950	12	10.0	25.050	14	9.0	27.450	9	10.0	24.000	18	9.0	27.250	7	58.0	157.750	10
341	Eiel Baker	Mississauga Gym		9.0	27.250	9-T	10.0	27.950	4	9.0	26.100	7	10.0	26.150	24	9.0	26.450	10	9.0	22.050	22	56.0	155.950	11
395	Michael Clermont	Futures		7.9	23.750	23	8.0	27.250	8	9.0	25.850	8	9.0	27.300	12	9.0	25.900	13	8.0	24.450	13	50.9	154.500	12
345	Darian Modasi	Mississauga Gym		9.0	26.550	13	9.0	25.300	14	9.0	25.300	12	10.0	27.500	7-T	9.0	26.550	8-T	9.0	23.100	19	55.0	154.300	13
304	Dillon Eades	Calgary Gymnastics		10.0	24.300	21	10.0	26.900	9	10.0	22.350	24	10.0	25.650	28	10.0	26.300	11	10.0	25.400	12	60.0	150.900	14
316	Napoléon Côté	Club Gymnamic		8.0	25.750	15-T	8.0	25.650	13	8.0	22.850	21	9.0	27.400	10-T	8.0	24.900	16	8.0	23.250	18	49.0	149.800	15
360	William Emard	Laval Excellence		10.0	28.400	3	9.0	18.550	29-T	9.0	24.900	15	10.0	27.800	4-T	7.0	23.150	22	9.0	26.650	9	54.0	149.450	16
202	Cohen Kiers	Twisters		10.0	23.950	22	10.0	23.550	20	10.0	23.050	20	10.0	26.550	21	10.0	26.900	7	10.0	23.000	21	60.0	147.000	17
317	Félix Blaquièrre	Club IMCO		8.3	25.500	17-T	8.5	23.850	19	8.0	21.000	26	9.0	27.250	13-T	8.0	23.800	19	8.0	23.800	17	49.8	145.200	18
367	Josh Ukwesa	Loyalist		6.5	24.700	20	8.0	25.150	15	8.0	20.600	28	9.0	27.000	17	5.8	22.100	24	8.0	24.200	15	45.3	143.750	19
369	Nicolas Cruz	Marble Gymnastics		7.6	22.950	24	8.0	24.600	17	10.0	22.700	22	9.0	26.750	19-T	8.0	23.600	21	9.0	23.050	20	51.6	143.650	20
393	Jason Bruce	Futures		8.8	20.800	29	10.0	21.800	26	10.0	24.200	17	10.0	25.450	29	9.2	25.050	14	10.0	25.850	10	58.0	143.150	21-T
351	Christopher Bearne	Halifax ALTA		9.0	25.750	15-T	10.0	24.300	18	9.0	25.250	13	9.0	27.400	10-T	6.0	20.300	29	9.0	20.150	27	52.0	143.150	21-T
350	Isaac Girard	Gym-Richelieu		6.5	22.350	27	8.0	22.550	23	8.0	23.900	18	9.0	26.800	18	6.3	22.850	23	8.0	21.250	25	45.8	139.700	23
301	Reilly Bowen	Calgary Gymnastics		9.1	22.500	26	10.0	23.000	21	10.0	19.750	29	10.0	26.000	26	7.7	20.800	27	10.0	21.350	24	56.8	133.400	24
359	Sam Gillis	Island Gymnastics		8.0	22.050	28	8.0	18.850	28	8.0	20.750	27	8.0	25.750	27	7.3	21.550	25	8.0	20.250	26	47.3	129.200	25
324	Guillaume Landry	Club IMCO		9.0	26.700	12				9.0	22.500	23	9.0	27.250	13-T	9.0	24.800	17	9.0	24.400	14	45.0	125.650	26
346	Minh Ngo	Mississauga Gym		7.6	22.750	25	10.0	22.400	24	10.0	21.400	25	5.0	13.350	31	8.5	23.750	20	10.0	21.750	23	51.1	125.400	27
319	Léonard Bourdages	Club IMCO		9.0	25.300	19	9.0	22.750	22	9.0	25.650	9	9.0	26.300	23	7.7	20.450	28				43.7	120.450	28
357	Alex Watters	Halifax ALTA		10.0	25.500	17-T	9.0	19.800	27	9.0	23.600	19	9.0	27.200	15	3.0	16.250	31				40.0	112.350	29
329	Mitchell Holloway	Gold Medal		6.5	19.050	30	8.0	21.900	25	8.0	17.250	31	8.0	26.050	25	6.6	20.850	26				37.1	105.100	30
331	Jeremy Meneses	Gold Medal		5.5	17.350	31	10.0	18.550	29-T	10.0	18.150	30	5.0	13.950	30	5.4	17.600	30	10.0	13.550	28	45.9	99.150	31