









2011 Elite Canada - Men's Gymnastics Men's Artistic Gymnastics

Gymnastics Mississauga • Brampton, ON • March 17-18, 2011

Note: Day 1 Scores are added to Day 2 scores for AA awards; only day 2 scores count for event awards

JUNIOR MEN – Total Scores Day 1 + Day 2				 FLOOR / SOL			 POMMELS / ARÇONS			 RINGS / ANNEAUX			 VAULT / SAUT			 P. BARS / BARRES P.			 HOR. BAR / BARRE F.			 AA		
ID #	Gymnast's Name	Club	YOB	D	Score	Rank	D	Score	Rank	D	Score	Rank	D	Score	Rank	D	Score	Rank	D	Score	Rank	D	Score	Rank
48	Kal Nemier	Flicka Gymnastics		10.2	27.100	1	7.2	23.400	3	8.5	25.900	4	10.8	28.050	5	9.2	23.900	5	9.6	25.650	3	55.5	154.000	1
43	Mathieu Csukassy	Club IMCO		10.8	25.000	8	8.2	21.950	9	8.9	25.950	3	12.4	29.500	2	9.2	24.400	4	9.2	26.550	2	58.7	153.350	2
56	Simon Porter	TGI		10.8	25.500	5	8.6	20.600	10	10.7	26.050	2	12.4	30.900	1	9.1	25.150	1	9.8	24.950	5	61.4	153.150	3
54	Curtis Graves	Taiso Gymnastics		8.8	25.300	7	7.5	22.100	8	9.9	26.600	1	10.8	27.000	8	8.8	24.550	3	9.7	26.800	1	55.5	152.350	4
57	Zachary Clay	Twisters		8.4	25.600	4	8.0	25.050	1	7.6	21.750	10	10.8	29.400	3	8.1	23.700	6	7.2	23.550	9	50.1	149.050	5
51	Scott Nabata	KATTS		9.4	26.300	2	7.3	23.300	4	6.9	23.750	8	9.2	26.850	9	8.9	23.400	7	8.4	25.400	4	50.1	149.000	6
49	Evan Cruz	Halifax ALTA		8.0	25.650	3	9.1	24.800	2	6.8	21.600	11	9.2	27.250	7	7.8	24.650	2	7.6	24.800	6	48.5	148.750	7
42	Bobby Kriangkum	Capital City		10.0	23.850	10	9.7	23.050	5	9.2	25.050	5	12.4	28.500	4	9.5	22.450	9	9.7	23.800	8	60.5	146.700	8
47	Devy Dyson	Delta Gymnastics		9.1	24.350	9	8.9	22.450	7	9.8	24.450	7	9.2	27.500	6	7.2	22.550	8	9.6	24.750	7	53.8	146.050	9
53	Joshua Stuart	Richmond Gymnastics		9.8	25.350	6	9.2	22.550	6	8.4	24.550	6	9.2	26.200	10	8.1	21.950	10	8.1	21.300	11	52.8	141.900	10
46	Samuel Paquin	Club IMCO		4.6	12.750	11				6.8	23.700	9							6.7	21.700	10	18.1	58.150	11