




Twisters Invitational 2009

Women's Artistic Gymnastics

Session 4 – Fri Afternoon: Panel B CPP3 Novice & Open

Twisters Gymnastics Club ~ Abbotsford, British Columbia ~ March 12 - Category:

CPP3 NOVICE

ID #	Gymnast's Name	Club Name	City	Year Born	Vault Saut 			Bars Barres 			Beam Poutre 			Floor Sol			All Around Note Total		
					D	Score	Rk	D	Score	Rk	D	Score	Rk	D	Score	Rk	D	Score	Rar
435	Christina Marr	PHOENIX	0	1995	4.0	12.300	4-T	3.6	11.600	5-T	3.8	12.800	1	4.1	12.850	3-T	15.5	49.550	1
421	Samantha Morrison	FALCON	0	1996	3.6	12.300	4-T	3.9	12.600	1	3.6	11.850	7	4.1	12.700	5-T	15.2	49.450	2
425	Kinsey Fehlhaber	FLIP CITY	0	1995	4.0	12.600	1	3.4	11.700	4	3.4	12.100	5	4.0	12.550	7-T	14.8	48.950	3
441	Ayla Marji	FLICKA	0		4.0	12.450	2-T	3.6	11.100	11-T	4.1	12.600	2	4.0	12.550	7-T	15.7	48.700	4
437	Rachel Wong	SPLITZ	0	1996	3.2	11.700	14-T	3.2	11.150	9-T	3.8	12.450	4	3.9	12.900	1-T	14.1	48.200	5
436	Danielle Celentano	SPLITZ	0	1996	3.2	11.750	9-T	3.0	11.300	7	3.5	11.900	6	4.0	12.900	1-T	13.7	47.850	6
419	Moss Bruton Joe	FALCON	0	1996	3.4	11.600	16-T	3.6	11.600	5-T	4.1	12.500	3	3.9	11.800	18	15.0	47.500	7
429	Katie McAneely	HARBOUR CITY	0	1995	4.0	12.450	2-T	3.0	11.200	8	3.2	11.200	15	4.0	12.550	7-T	14.2	47.400	8
431	Amy Dang	OMEGA	0	1996	3.6	11.750	9-T	3.1	10.900	13	4.1	11.350	13-T	3.9	12.850	3-T	14.7	46.850	9
238	Aiden Jones	SURREY	0		3.2	11.750	9-T	3.6	11.850	2	3.3	10.700	19-T	3.6	12.450	10-T	13.7	46.750	10
428	Megan Humphrey	HARBOUR CITY	0	1996	3.2	11.800	8	3.7	11.800	3	3.8	11.350	13-T	3.4	11.550	20	14.1	46.500	11
417	Kaitlynn Woodward	DUNCAN	0	1996	3.4	11.350	18	3.2	10.750	14	3.7	11.650	9	3.7	12.400	12	14.0	46.150	12
416	Rachel Boudreau	DUNCAN	0	1996	4.0	11.750	9-T	3.0	10.300	20	4.0	11.100	16-T	4.1	12.700	5-T	15.1	45.850	13
438	Bridget Hastings	SURREY	0	1996	3.2	11.700	14-T	2.5	10.550	17	2.9	10.700	19-T	3.4	12.250	13	12.0	45.200	14
422	Katherine McGuire	FLICKA	0	1996	3.2	11.850	7	3.4	10.600	15-T	3.9	11.100	16-T	3.4	11.600	19	13.9	45.150	15
426	Alyssa Ingram	FLIP CITY	0	1995	3.4	11.600	16-T	3.1	11.100	11-T	2.8	9.800	22	3.6	12.100	16	12.9	44.600	16
432	Emily Lago	OMEGA	0	1996	3.2	11.750	9-T	3.2	10.450	18	2.2	10.100	21	3.6	12.150	15	12.2	44.450	17
423	Maurina Clement	FLICKA	0	1996	3.2	10.650	20	3.0	10.600	15-T	3.5	10.750	18	3.6	12.200	14	13.3	44.200	18
430	Madison Arnold	OKANAGAN	0	1996	3.6	11.000	19	2.3	9.250	21	4.0	11.450	11-T	4.0	12.450	10-T	13.9	44.150	19
415	Deanna Lee	AVIVA	0	1996	3.2	11.900	6	2.6	6.050	22	3.4	11.450	11-T	3.7	12.050	17	12.9	41.450	20
440	Mikaela Noble	SURREY	0	1995	~			3.0	11.150	9-T	3.3	11.550	10	2.9	11.400	21	9.2	34.100	21
434	Shannon Lee	PHOENIX	0	1995	~			3.0	10.350	19	4.0	11.800	8	~			7.0	22.150	22