






NATIONALS '89

Hosted by Alberta Gymnastics Federation Edmonton, Alberta May 18-21, 1989


HIGH PERFORMANCE WOMEN - ALL AROUND SUMMARY

##	Gymnast	Affil.						
			Vault	U. Bars	Beam	Floor	A.A. Total	
1	STRONG, Lori	Winstonettes, Comp. (1A)	9.45 2	9.60 1	9.05 2	9.30 3 T	37.40 1 T	
			Opt'l. (1B)	9.80 1	9.80 1 T	9.60 3 T	9.65 2	38.85 1
			Combined	19.25 1	19.40 1	18.65 2	18.95 2 T	76.25 1
2	COVACCI, Monica	Seneca, Ont Comp. (1A)	9.50 1	8.95 11 T	9.55 1	9.40 2	37.40 1 T	
			Opt'l. (1B)	9.70 2 T	9.75 3	9.75 1	9.50 4 T	38.70 2 T
			Combined	19.20 2	18.70 4 T	19.30 1	18.90 4	76.10 2
3	RANKIN, Janine	Mississauga, Comp. (1A)	9.25 9 T	9.50 2 T	8.45 8 T	9.20 5 T	36.40 5	
			Opt'l. (1B)	9.70 2 T	9.65 4	9.60 3 T	9.75 1	38.70 2 T
			Combined	18.95 5	19.15 3	18.05 4 T	18.95 2 T	75.10 3
4	MORIN, Janet	Seneca, Ont Comp. (1A)	9.30 5 T	9.10 8	9.00 3	9.50 1	36.90 3	
			Opt'l. (1B)	9.35 10 T	9.50 5	9.05 10 T	9.50 4 T	37.40 7
			Combined	18.65 7 T	18.60 7	18.05 4 T	19.00 1	74.30 4
5	LOWING, Larissa	Winstonettes Comp. (1A)	8.85 21	9.50 2 T	8.25 12	9.15 7	35.75 8	
			Opt'l. (1B)	9.70 2 T	9.80 1 T	9.30 7	9.60 3	38.40 4
			Combined	18.55 12 T	19.30 2	17.55 9 T	18.75 5	74.15 5
6	HOMMA, Leah	Seneca, Ont Comp. (1A)	9.15 15 T	9.40 4	8.45 8 T	9.20 5 T	36.20 6	
			Opt'l. (1B)	9.50 7 T	9.10 13	9.60 3 T	9.50 4 T	37.70 5
			Combined	18.65 7 T	18.50 8	18.05 4 T	18.70 6	73.90 6
7	UMEH, Stella	Mississauga, Comp. (1A)	9.40 3 T	9.30 5	8.65 4 T	9.30 3 T	36.65 4	
			Opt'l. (1B)	9.70 2 T	9.40 8 T	8.80 14	9.15 10 T	37.05 9 T
			Combined	19.10 3	18.70 4 T	17.45 11	18.45 7	73.70 7
8	OKA, Koyuki	Seneca, Ont Comp. (1A)	9.30 5 T	8.40 19	8.65 4 T	8.95 10	35.30 9	
			Opt'l. (1B)	9.35 10 T	9.20 11 T	9.20 2	9.30 9	37.55 6
			Combined	18.65 7 T	17.60 12 T	18.35 3	18.25 9	72.85 8
9	KANUKA, Kerri	Winstonettes Comp. (1A)	9.40 3 T	9.20 6 T	8.35 10 T	9.00 8 T	35.95 7	
			Opt'l. (1B)	9.60 6	9.45 6 T	8.15 18	9.40 7	36.60 13
			Combined	19.00 4	18.65 6	16.50 14	18.40 8	72.55 9
10	JOHNSON, Colleen	Seneca, Ont Comp. (1A)	9.10 17 T	8.70 16	8.35 10 T	9.00 8 T	35.15 10 T	
			Opt'l. (1B)	9.30 14 T	9.20 11 T	9.20 8	9.15 10 T	36.85 11
			Combined	18.40 14	17.90 11	17.55 9 T	18.15 11	72.00 10
11	WOOD, Jennifer	Altadore, Al Comp. (1A)	9.20 11 T	8.95 11 T	7.55 20	8.85 11	34.55 15	
			Opt'l. (1B)	9.50 7 T	9.45 6 T	9.05 10 T	9.35 8	37.35 8
			Combined	18.70 6	18.40 9	16.60 13	18.20 10	71.90 11
12	PIPE, Charlotte	Seneca, Ont Comp. (1A)	9.20 11 T	8.90 14	8.20 13	8.55 16	34.85 14	
			Opt'l. (1B)	9.40 9	8.70 18	9.55 6	9.15 10 T	36.80 12
			Combined	18.60 11	17.60 12 T	17.75 7	17.70 12	71.65 12
13	GIACCO, Loretta	Mississauga, Comp. (1A)	9.30 5 T	8.80 15	8.65 4 T	8.40 19	35.15 10 T	
			Opt'l. (1B)	9.35 10 T	8.50 19	9.05 10 T	9.10 14	36.00 15
			Combined	18.65 7 T	17.30 16	17.70 8	17.50 13	71.15 13
14	WOLSEY, Kelly	Altadore, Al Comp. (1A)	9.00 19	9.05 9	7.70 19	8.35 20	34.10 18	
			Opt'l. (1B)	9.30 14 T	9.30 10	9.05 10 T	8.90 16	36.55 14
			Combined	18.30 15	18.35 10	16.75 12	17.25 15	70.65 14
15	PAUGA, Cassie	Westwind, Al Comp. (1A)	9.25 9 T	8.35 20	7.85 15 T	8.15 23	33.60 19 T	
			Opt'l. (1B)	8.75 19	9.00 15 T	8.55 15	8.95 15	35.25 17
			Combined	18.00 16 T	17.35 15	16.40 15	17.10 16 T	68.85 15
16	ROGERS, Shannon	Winnettes, M Comp. (1A)	9.20 11 T	6.90 23	7.00 22	8.20 21 T	31.30 23	
			Opt'l. (1B)	9.35 10 T	9.40 8 T	9.15 9	9.15 10 T	37.05 9 T
			Combined	18.55 12 T	16.30 19	16.15 16 T	17.35 14	68.35 16






Continued . . .

NATIONALS '89

Hosted by Alberta Gymnastics Federation Edmonton, Alberta May 18-21, 1989



HIGH PERFORMANCE WOMEN - ALL AROUND SUMMARY

#	Gymnast	Affil.						
				Vault	U. Bars	Beam	Floor	A.A. Total
17	JACQUES, Jody	Flicka, BC	Comp. (1A)	8.80 22	8.50 18	6.30 23	8.45 17 T	32.05 22
			Opt'l. (1B)	9.20 17	9.05 14	8.40 16	8.65 17	35.30 16
			Combined	18.00 16 T	17.55 14	14.70 20	17.10 16 T	67.35 17
18 T	MARDYN, Kristi	Omega, BC	Comp. (1A)	8.75 23	8.20 21	7.85 15 T	8.80 12 T	33.60 19 T
			Opt'l. (1B)	9.25 16	9.00 15 T	7.80 20	7.60 19 T	33.65 19
			Combined	18.00 16 T	17.20 17	15.65 19	16.40 19 T	67.25 18 T
18 T	RAY, Arpana	Flicka, BC	Comp. (1A)	8.95 20	7.95 22	7.80 17 T	8.45 17 T	33.15 21
			Opt'l. (1B)	8.80 18	8.85 17	8.35 17	8.10 18	34.10 18
			Combined	17.75 19	16.80 18	16.15 16 T	16.55 18	67.25 18 T
20	McCURDY, Meghan	Ortona, Alta	Comp. (1A)	9.20 11 T	8.60 17	7.80 17 T	8.80 12 T	34.40 16
			Opt'l. (1B)	--	--	7.90 19	7.60 19 T	15.50 20
			Combined	9.20 21	8.60 23	15.70 18	16.40 19 T	49.90 20
21	LAU, Seymin	Winstonettes	Comp. (1A)	9.15 15 T	9.20 6 T	8.55 7	8.20 21 T	35.10 12
			Opt'l. (1B)	--	--	--	--	--
			Combined	9.15 22	9.20 20	8.55 21	8.20 23	35.10 21
22	DWORKIN, Bethany	Winstonettes	Comp. (1A)	9.30 5 T	8.95 11 T	8.00 14	8.80 12 T	35.05 13
			Opt'l. (1B)	--	--	--	--	--
			Combined	9.30 20	8.95 22	8.00 22	8.80 21	35.05 22
23	HALLET, Natasha	FlipGym, Qué	Comp. (1A)	9.10 17 T	9.00 10	7.50 21	8.65 15	34.25 17
			Opt'l. (1B)	--	--	--	--	--
			Combined	9.10 23	9.00 21	7.50 23	8.65 22	34.25 23

(T indicates ties.)

Sanctioned by the Canadian Gymnastics Federation
Sponsors: Phillips, Discount Car & Truck,
Wardair Canada, Spieth Anderson, Sport Canada
Canada Safeway, Canada Dry Beverages

... GS23(lw) ...
... ESENCI ...



NATIONALS '89
Edmonton, Alberta

SUNDAY FINALISTS - SENIOR MEN

Men FLOOR				
Rank	##		Prov	Score
1	096	HIBBERT, Curtis	Ont	9.600
2	104	BOBKIN, Lorne	Ont	9.450
3-tie	092	NOLET, Alan	Ont	9.300
3-tie	068	BURLEY, Kristan (Jr.)	NS	9.300
5	086	BARDANA, Davide	Alta	9.050
6	087	KRAEMER, J.P.	Ont	8.700

Men VAULT				
Order	##		Prov	Score
1	096	HIBBERT, Curtis	Ont	9.400
2	092	NOLET, Alan	Ont	9.250
3	104	BOBKIN, Lorne	Ont	9.175
4-tie	101	BARANIUK, Chris	Sask	9.000
4-tie	086	BARDANA, Davide	Alta	9.000
6	071	GAGNON, Mike (Jr.)	Ont	8.900

Men POMMEL HORSE				
Rank	##		Prov	Score
1	089	WHITE, Ken	Ont	9.450
2	092	NOLET, Alan	Ont	9.200
3	099	LATENDRESSE, Claude	Qué	9.050
4	096	HIBBERT, Curtis	Ont	8.900
5	076	BASTIEN, Frédéric (Jr.)	Qué	8.700
6	093	MacDONALD, Scott	Ont	8.350

Men PARALLEL BARS				
Rank	##		Prov	Score
1	096	HIBBERT, Curtis	Ont	8.800
2	104	BOBKIN, Lorne	Ont	9.550
3	086	BARDANA, Davide	Alta	9.500
4	099	LATENDRESSE, Claude	Qué	9.450
5	102	INGLIS, Mike	Ont	9.350
6	074	DONTIGNY, Benoit (Jr.)	Qué	9.200

Men RINGS				
Rank	##		Prov	Score
1	099	LATENDRESSE, Claude	Qué	9.650
2	098	NOORY, Robert	Qué	9.550
3	096	HIBBERT, Curtis	Ont	9.600
4	092	NOLET, Alan	Ont	9.500
5	091	TETREAU, Patrice	Qué	9.350
6	080	GIRARD, Luc (Jr.)	Qué	9.000

Men HORIZONTAL BAR				
Rank	##		Prov	Score
1	066	VAN WYK, Mark (Jr.)	Alta	9.800
2	091	TETREAU, Patrice	Qué	9.700
3	086	BARDANA, Davide	Alta	9.550
4-tie	096	HIBBERT, Curtis	Ont	9.450
4-tie	104	BOBKIN, Lorne	Ont	9.450
6	097	ZIVIC, George	Ont	9.250

NATIONALS '89
Edmonton, Alberta

SUNDAY FINALISTS - HIGH PERFORMANCE WOMEN

Women VAULT				
Rank	##		Prov	Score
1	268	HOMMA, Leah	Ont	9.425
2	253	KANUKA, Kerri	Ont	9.400
3	256	RANKIN, Janine	Ont	9.350
4	271	UMEH, Stella	Ont	9.325
5	251	WOOD, Jennifer	Alta	9.200
6	260	GIACCO, Loretta	Ont	9.150


Women UNEVEN BARS				
Rank	##		Prov	Score
1	258	STRONG, Lori	Ont	9.900
2	262	LOWING, Larissa	Ont	9.850
3	256	RANKIN, Janine	Ont	9.650
4	259	COVACCI, Monica	Ont	9.500
5	253	KANUKA, Kerri	Ont	9.400
6	271	UMEH, Stella	Ont	9.400

Women BALANCE BEAM				
Rank	##		Prov	Score
1	258	STRONG, Lori	Ont	9.750
2	259	COVACCI, Monica	Ont	9.575
3	268	HOMMA, Leah	Ont	9.450
4	256	RANKIN, Janine	Ont	9.100
5	264	MORIN, Janet	Ont	8.900
6	269	OKA, Koyuki	Ont	8.600






Women FLOOR EXERCISE				
Rank	##		Prov	Score
1	256	RANKIN, Janine	Ont	9.800
2	258	STRONG, Lori	Ont	9.775
3	262	LOWING, Larissa	Ont	9.750
4	259	COVACCI, Monica	Ont	9.675
5	264	MORIN, Janet	Ont	9.500
6	268	HOMMA, Leah	Ont	9.050

NATIONALS '89


Hosted by Alberta Gymnastics Federation Edmonton, Alberta May 18-21, 1989



OPEN WOMEN - ALL AROUND SUMMARY

##	Gymnast	Affil.						
				Vault	U. Bars	Beam	Floor	A.A. Total
1	SHERWOOD, Tara	Ont	Prelim.	9.25 3 T	9.50 1 T	9.50 1	8.90 22 T	37.15 2
			Final	9.45 2	9.50 1	8.90 6 T	9.30 1 T	37.15 1
			Combined	18.70 2 T	19.00 1	18.40 1	18.20 8 T	74.30 1
2	SHORE, Kim	Alta	Prelim.	9.30 2	9.50 1 T	9.20 3	9.25 6 T	37.25 1
			Final	9.40 3	9.40 2	8.60 20	9.30 1 T	36.70 2
			Combined	18.70 2 T	18.90 2	17.80 6 T	18.55 1	73.95 2
3	DELANEY, Michelle	NS	Prelim.	8.90 22 T	9.10 9	9.00 5	9.20 8 T	36.20 6 T
			Final	9.00 7 T	9.25 3	9.00 2 T	9.00 10 T	36.25 4
			Combined	17.90 9 T	18.35 4	18.00 3	18.20 8 T	72.45 3
4	WILSON, Dana	Alta	Prelim.	8.95 16 T	9.15 6 T	8.75 13 T	9.35 2	36.20 6 T
			Final	8.80 13 T	9.10 7 T	8.80 11 T	9.15 6 T	35.85 6
			Combined	17.75 13 T	18.25 5	17.55 14 T	18.50 2	72.05 4
5	BROUSSEAU, Karina	Qué	Prelim.	9.15 7	9.20 5	8.50 26 T	9.05 16 T	35.90 10 T
			Final	9.20 4	9.20 4 T	8.55 21 T	9.00 10 T	35.95 5
			Combined	18.35 4	18.40 3	17.05 22	18.05 13	71.85 5
6 T	SMEELAN, Kristina	Ont	Prelim.	8.90 22 T	8.95 16 T	9.40 2	9.10 13 T	36.35 4 T
			Final	8.90 10 T	9.00 10	8.55 21 T	8.80 22	35.25 11 T
			Combined	17.80 12	17.95 10 T	17.95 4	17.90 18 T	71.60 6 T
6 T	TABOUILLET, Nathali	Qué	Prelim.	9.60 1	8.90 18 T	8.60 23 T	8.80 24 T	35.90 10 T
			Final	9.70 1	8.65 19	8.50 24	8.85 21	35.70 8
			Combined	19.30 1	17.55 17	17.10 21	17.65 21	71.60 6 T
8 T	SENIOR, Simone	Ont	Prelim.	9.20 6	8.45 31 T	8.75 13 T	8.80 24 T	35.20 20 T
			Final	9.10 5 T	9.20 4 T	8.85 9 T	9.20 4 T	36.35 3
			Combined	18.30 5	17.65 16	17.60 12 T	18.00 14 T	71.55 8 T
8 T	THIRNBECK, Lara	Alta	Prelim.	8.80 30 T	9.00 12 T	8.80 11 T	9.20 8 T	35.80 13
			Final	8.55 24 T	8.95 11	9.00 2 T	9.25 3	35.75 7
			Combined	17.35 24	17.95 10 T	17.80 6 T	18.45 3	71.55 8 T
10	PREGITZER, Marilee	NS	Prelim.	8.90 22 T	9.00 12 T	8.95 6 T	9.20 8 T	36.05 8
			Final	8.60 22 T	9.15 6	8.75 13 T	8.75 23	35.25 11 T
			Combined	17.50 21 T	18.15 7 T	17.70 9 T	17.95 16 T	71.30 10
11	BARNETT, Syretta	Qué	Prelim.	8.85 27 T	8.90 18 T	9.05 4	9.10 13 T	35.90 10 T
			Final	8.05 35	8.80 15 T	9.10 1	9.20 4 T	35.15 14 T
			Combined	16.90 33 T	17.70 15	18.15 2	18.30 5	71.05 11
12	BELLEROSE, Annie	Qué	Prelim.	9.00 12 T	8.90 18 T	8.80 11 T	9.05 16 T	35.75 14
			Final	8.90 10 T	8.50 22 T	8.70 16 T	9.15 6 T	35.25 11 T
			Combined	17.90 9 T	17.40 19	17.50 16 T	18.20 8 T	71.00 12
13	YEE, Kim	Man	Prelim.	8.95 16 T	8.85 22	8.90 8 T	9.25 6 T	35.95 9
			Final	8.80 13 T	8.20 30	9.00 2 T	9.00 10 T	35.00 16
			Combined	17.75 13 T	17.05 23	17.90 5	18.25 6 T	70.95 13
14	HEMSTAD, Cindy	Man	Prelim.	9.10 8 T	8.65 25 T	8.70 17 T	9.15 11 T	35.60 15 T
			Final	9.00 7 T	8.85 13 T	8.85 9 T	8.60 26 T	35.30 9 T
			Combined	18.10 6 T	17.50 18	17.55 14 T	17.75 20	70.90 14
15	WILKINSON, Wendy	Ont	Prelim.	8.95 16 T	8.40 34 T	8.95 6 T	9.30 3 T	35.60 15 T
			Final	8.80 13 T	8.45 25 T	8.75 13 T	8.95 14 T	34.95 17
			Combined	17.75 13 T	16.85 27 T	17.70 9 T	18.25 6 T	70.55 15
16	DAVIES, Suzanne	Alta	Prelim.	8.70 36 T	8.95 16 T	8.20 31 T	9.30 3 T	35.15 23
			Final	8.45 29	8.90 12	8.70 16 T	9.10 8	35.15 14 T
			Combined	17.15 28 T	17.85 12 T	16.90 24 T	18.40 4	70.30 16

Continued . . .




NATIONALS '89

Hosted by Alberta Gymnastics Federation Edmonton, Alberta May 18-21, 1989

OPEN WOMEN - ALL AROUND SUMMARY

##	Gymnast	Affil.	Vault		U. Bars		Beam		Floor		A.A. Total	
			Prelim.	Final	Prelim.	Final	Prelim.	Final	Prelim.	Final	Prelim.	Final
17	DAVIS, Krista	Alta	Prelim.	9.05 10 T	9.05 10 T	8.90 8 T	8.60 33 T	35.60 15 T				
			Final	8.70 19 T	8.70 17 T	8.90 6 T	8.25 32	34.55 22				
			Combined	17.75 13 T	17.75 14	17.80 6 T	16.85 30 T	70.15 17				
18 T	SOLES, Janet	Alta	Prelim.	8.95 16 T	8.65 25 T	8.60 23 T	9.30 3 T	35.50 19				
			Final	8.70 19 T	8.25 29	8.75 13 T	8.90 17 T	34.60 21				
			Combined	17.65 19 T	16.90 25 T	17.35 19 T	18.20 8 T	70.10 18 T				
18 T	MacKEIGAN, Leslie	NS	Prelim.	8.85 27 T	8.60 29	8.75 13 T	9.00 19 T	35.20 20 T				
			Final	8.85 12	8.15 31 T	8.95 5	8.95 14 T	34.90 18				
			Combined	17.70 17 T	16.75 29	17.70 9 T	17.95 16 T	70.10 18 T				
20	SHOICHET, SaraH	BC	Prelim.	9.00 12 T	9.40 3	8.75 13 T	8.45 35 T	35.60 15 T				
			Final	8.15 34	8.80 15 T	8.25 26 T	8.95 14 T	34.15 26 T				
			Combined	17.15 28 T	18.20 6	17.00 23	17.40 25 T	69.75 20				
21	McWHA, Heidi	NS	Prelim.	9.00 12 T	7.45 43 T	8.90 8 T	9.00 19 T	34.35 30				
			Final	9.10 5 T	8.60 20 T	8.70 16 T	8.90 17 T	35.30 9 T				
			Combined	18.10 6 T	16.05 31 T	17.60 12 T	17.90 18 T	69.65 21				
22	JOLY, Jodi	Alta-Ind	Prelim.	8.65 40 T	9.15 6 T	8.60 23 T	8.80 24 T	35.20 20 T				
			Final	8.75 17 T	8.00 34	8.90 6 T	8.70 24	34.35 24				
			Combined	17.40 23	17.15 21	17.50 16 T	17.50 22 T	69.55 22				
23	MAYBEE, Kerry	NS	Prelim.	8.95 16 T	8.50 30	8.70 17 T	8.70 29 T	34.85 25				
			Final	8.70 19 T	8.60 20 T	8.80 11 T	8.55 28	34.65 20				
			Combined	17.65 19 T	17.10 22	17.50 16 T	17.25 28	69.50 23				
24	TAMILIO, Neomi	Qué-Ind	Prelim.	9.05 10 T	9.00 12 T	8.25 30	8.40 37 T	34.70 27				
			Final	9.00 7 T	9.10 7 T	7.75 33	8.90 17 T	34.75 19				
			Combined	18.05 8	18.10 9	16.00 32	17.30 27	69.45 24				
25	DEGREEVES, Jolie	Alta-Ind	Prelim.	8.55 44 T	9.00 12 T	8.50 26 T	8.75 27 T	34.80 26				
			Final	8.50 27 T	8.85 13 T	8.20 28	8.65 25	34.20 25				
			Combined	17.05 31	17.85 12 T	16.70 26	17.40 25 T	69.00 25				
26	TURP, Valerie	Qué	Prelim.	8.90 22 T	9.05 10 T	8.35 28	8.10 44	34.40 28 T				
			Final	8.80 13 T	9.10 7 T	8.30 25	8.30 30 T	34.50 23				
			Combined	17.70 17 T	18.15 7 T	16.65 27	16.40 34	68.90 26				
27.	PATTIE, Tanis	Man	Prelim.	8.90 22 T	8.40 34 T	8.00 35 T	9.10 13 T	34.40 28 T				
			Final	8.60 22 T	8.50 22 T	8.10 30 T	8.90 17 T	34.10 28				
			Combined	17.50 21 T	16.90 25 T	16.10 31	18.00 14 T	68.50 27				
28	BARRETT, Susan	Ont	Prelim.	9.10 8 T	8.45 31 T	8.20 31 T	8.45 35 T	34.20 33				
			Final	8.75 17 T	7.95 35	8.15 29	9.00 10 T	33.85 29				
			Combined	17.85 11	16.40 30	16.35 29	17.45 24	68.05 28				
29 T	HAMELIN, Erin	Man	Prelim.	8.60 42 T	8.65 25 T	8.15 33	8.90 22 T	34.30 31				
			Final	8.30 33	8.70 17 T	8.10 30 T	8.60 26 T	33.70 30 T				
			Combined	16.90 33 T	17.35 20	16.25 30	17.50 22 T	68.00 29 T				
29 T	ERNST, Marlice	BC	Prelim.	8.80 30 T	8.80 23 T	8.65 20 T	8.75 27 T	35.00 24				
			Final	8.50 27 T	8.15 31 T	8.25 26 T	8.10 33 T	33.00 33				
			Combined	17.30 25	16.95 24	16.90 24 T	16.85 30 T	68.00 29 T				
31	BELIVEAU, Melissa	NB	Prelim.	8.70 36 T	7.45 43 T	7.60 42 T	9.05 16 T	32.80 38				
			Final	8.55 24 T	8.45 25 T	8.10 30 T	9.05 9	34.15 26 T				
			Combined	17.25 26	15.90 34	15.70 33	18.10 12	66.95 31				
32	CALLAGAN, Marla	PEI	Prelim.	8.35 48 T	8.35 36	8.00 35 T	8.40 37 T	33.10 35				
			Final	8.35 31 T	8.50 22 T	8.55 21 T	8.30 30 T	33.70 30 T				
			Combined	16.70 35	16.85 27 T	16.55 28	16.70 32	66.80 32				

Continued . . .




NATIONALS '89

Hosted by Alberta Gymnastics Federation Edmonton, Alberta May 18-21, 1989

OPEN WOMEN - ALL AROUND SUMMARY

##	Gymnast	Affil.	Vault		U. Bars		Beam		Floor		A.A. Total	
			Prelim.	Final	Prelim.	Final	Prelim.	Final	Prelim.	Final	Prelim.	Final
33	BULMER, Christa	Sask	Prelim.	8.60 42 T	6.95 46	8.65 20 T	8.20 42	32.40 41				
			Final	8.40 30	8.30 27 T	8.70 16 T	8.10 33 T	33.50 32				
			Combined	17.00 32	15.25 35	17.35 19 T	16.30 35	65.90 33				
34	MAXWELL, Martha	NB	Prelim.	8.80 30 T	7.70 40	7.95 37	8.05 45	32.50 39 T				
			Final	8.35 31 T	8.30 27 T	6.50 35	8.45 29	31.60 35				
			Combined	17.15 28 T	16.00 33	14.45 34	16.50 33	64.10 34				
35	CLARKE, Gillian	Nfld	Prelim.	8.65 40 T	7.95 38	6.90 50	8.25 40 T	31.75 45				
			Final	8.55 24 T	8.10 33	7.10 34	8.00 35 T	31.75 34				
			Combined	17.20 27	16.05 31 T	14.00 35	16.25 36	63.50 35				
36	FLEURY, Mylene	Qué	Prelim.	9.25 3 T	9.30 4	8.65 20 T	9.15 11 T	36.35 4 T				
			Final	~	0.00 36	0.00 36	8.00 35 T	8.00 36				
			Combined	9.25 36 T	9.30 36	8.65 37	17.15 29	44.35 36				
37	WALTON, Jacqui	Ont	Prelim.	9.25 3 T	8.90 18 T	8.70 17 T	9.60 1	36.45 3				
			Final	~	~	~	~	~				
			Combined	9.25 36 T	8.90 38	8.70 36	9.60 37	36.45 37				
38	RAYNARD, KELLIE	Man	Prelim.	8.75 34 T	8.65 25 T	7.90 38	8.95 21	34.25 32				
			Final	~	~	~	~	~				
			Combined	8.75 42 T	8.65 40	7.90 40	8.95 38	34.25 38				
39	EARL, Ashley	BC	Prelim.	8.45 46	8.80 23 T	8.10 34	8.70 29 T	34.05 34				
			Final	~	~	~	~	~				
			Combined	8.45 47	8.80 39	8.10 39	8.70 39 T	34.05 39				
40	FAIRBROTHER, Jolene	BC	Prelim.	8.40 47	8.30 37	7.60 42 T	8.70 29 T	33.00 36				
			Final	~	~	~	~	~				
			Combined	8.40 48	8.30 42	7.60 44	8.70 39 T	33.00 40				
41	BERGATIN, Tina	Man	Prelim.	8.85 27 T	8.45 31 T	6.95 49	8.70 29 T	32.95 37				
			Final	~	~	~	~	~				
			Combined	8.85 40	8.45 41	6.95 50	8.70 39 T	32.95 41				
42	DAVIS, Tammy	NB	Prelim.	9.00 12 T	7.85 39	7.30 46 T	8.35 39	32.50 39 T				
			Final	~	~	~	~	~				
			Combined	9.00 38	7.85 43	7.30 47 T	8.35 43	32.50 42				
43	SIMMONS, Lisa	BC	Prelim.	8.35 48 T	7.35 45	7.85 39	8.60 33 T	32.15 42				
			Final	~	~	~	~	~				
			Combined	8.35 49	7.35 46	7.85 41	8.60 42	32.15 43				
44	SIMONSEN, Kayla	BC	Prelim.	8.70 36 T	7.50 42	7.70 41	7.95 46 T	31.85 43				
			Final	~	~	~	~	~				
			Combined	8.70 44 T	7.50 45	7.70 43	7.95 46 T	31.85 44				
45	DALEY, Lisa	NB	Prelim.	8.70 36 T	7.65 41	7.30 46 T	8.15 43	31.80 44				
			Final	~	~	~	~	~				
			Combined	8.70 44 T	7.65 44	7.30 47 T	8.15 45	31.80 45				
46	JENKINS, Debbie	Nfld	Prelim.	8.95 16 T	6.25 49	8.30 29	7.80 50	31.30 46				
			Final	~	~	~	~	~				
			Combined	8.95 39	6.25 49	8.30 38	7.80 50	31.30 46				
47	TUTTY, Alana	Nfld	Prelim.	8.80 30 T	6.85 47	7.15 48	7.95 46 T	30.75 47				
			Final	~	~	~	~	~				
			Combined	8.80 41	6.85 47	7.15 49	7.95 46 T	30.75 47				
48	GILLIS, Shannon	PEI	Prelim.	8.10 50	6.50 48	7.35 45	7.90 48	29.85 48				
			Final	~	~	~	~	~				
			Combined	8.10 50	6.50 48	7.35 46	7.90 48	29.85 48				






Continued . . .



NATIONALS '89

Hosted by Alberta Gymnastics Federation Edmonton, Alberta May 18-21, 1989

OPEN WOMEN - ALL AROUND SUMMARY

##	Gymnast	Affil.						
				Vault	U. Bars	Beam	Floor	A.A. Total
49	DECKER, Stephanie	Nfld	Prelim.	8.55 44 T	5.15 50	7.80 40	7.85 49	29.35 49
			Final	~	~	~	~	~
			Combined	8.55 46	5.15 50	7.80 42	7.85 49	29.35 49
50	STEWART, Toby	NB	Prelim.	8.75 34 T	0.00 51	7.55 44	8.25 40 T	24.55 50
			Final	~	~	~	~	~
			Combined	8.75 42 T	0.00 51	7.55 45	8.25 44	24.55 50
51	BARRETT, Kerry	NS	Prelim.	0.00 51	9.15 6 T	0.00 51	0.00 51	9.15 51
			Final	~	~	~	~	~
			Combined	0.00 51	9.15 37	0.00 51	0.00 51	9.15 51






(T indicates ties.)

NATIONALS '89

Hosted by Alberta Gymnastics Federation Edmonton, Alberta May 18-21, 1989


OPEN WOMEN - TEAM SCORES

(Best 5 scores per event out of 6 gymnasts per team.)

Team Name						
		Vault	U. Bars	Beam	Floor	A.A. Total
1 ALBERTA	Prelim.	45.05 3	45.65 1	44.25 3	46.40 1	181.35 1
	Final	44.15 4	45.05 1	44.15 2	45.70 1	179.05 1
	Combined	89.20 3	90.70 1	88.40 3	92.10 1	360.40 1
2 ONTARIO	Prelim.	45.75 2	44.25 4	45.30 1	45.70 2	181.00 2
	Final	45.00 1	44.10 3	43.20 3	45.25 2	177.55 2
	Combined	90.75 1	88.35 3	88.50 1 T	90.95 2	358.55 2
3 QUÉBEC	Prelim.	45.90 1	45.35 2	43.60 4	45.15 4	180.00 3
	Final	44.65 2	44.25 2	43.15 4	44.50 3	176.55 3
	Combined	90.55 2	89.60 2	86.75 4	89.65 3	356.55 3
4 NOVA SCOTIA	Prelim.	44.60 4	44.35 3	44.30 2	45.10 5	178.35 4
	Final	44.25 3	43.75 4	44.20 1	44.15 4	176.35 4
	Combined	88.85 4	88.10 4	88.50 1 T	89.25 4	354.70 4
5 MANITOBA	Prelim.	44.55 5	43.25 5	41.65 5	45.35 3	174.80 5
	Final	34.70 5	34.25 5	34.05 5	35.10 5	138.10 5
	Combined	79.25 5	77.50 5	75.70 5	80.45 5	312.90 5
6 BRITISH COLUMBIA	Prelim.	43.35 7	42.80 6	41.05 6	43.20 6	170.40 6
	Final	16.65 7	16.95 6	16.50 6	17.05 7	67.15 6
	Combined	60.00 7	59.75 6	57.55 6	60.25 6	237.55 6
7 NEW BRUNSWICK	Prelim.	43.95 6	30.65 7	37.70 7	41.85 7	154.15 7
	Final	16.90 6	16.75 7	14.60 7	17.50 6	65.75 7
	Combined	60.85 6	47.40 7	52.30 7	59.35 7	219.90 7

(T indicates ties.)






Sanctioned by the Canadian Gymnastics Federation
Sponsors: Phillips, Discount Car & Truck,
Wardair Canada, Spieth Anderson, Sport Canada
Canada Safeway, Canada Dry Beverages



NATIONALS '89

Hosted by Alberta Gymnastics Federation Edmonton, Alberta May 18-21, 1989


NOVICE WOMEN - ALL AROUND SUMMARY

#	Gymnast	Affil.						
			Vault	U. Bars	Beam	Floor	A.A. Total	
1	MARKEL, Sara	BC	Prelim.	9.40 1	9.40 1	8.90 12	9.15 7 T	36.85 2
			Final	9.55 1	9.60 1	9.20 1 T	9.30 2 T	37.65 1
			Combined	18.95 1	19.00 1	18.10 5	18.45 2 T	74.50 1
2	CROSSHAN, Kathleen	Ont	Prelim.	9.15 2	9.20 4	9.30 2 T	9.30 2	36.95 1
			Final	9.25 3	8.95 8 T	8.75 8 T	9.10 8 T	36.05 4
			Combined	18.40 2	18.15 4	18.05 6	18.40 4	73.00 2
3	WESSELY, Stephanie	Ont	Prelim.	8.75 13 T	9.25 2 T	9.55 1	9.25 3 T	36.80 3
			Final	8.75 14 T	9.20 4	8.70 12 T	9.20 5 T	35.85 6
			Combined	17.50 15 T	18.45 3	18.25 3	18.45 2 T	72.65 3
4	VOZZA, Melonie	BC	Prelim.	9.05 3	8.15 23 T	9.05 7 T	9.25 3 T	35.50 7
			Final	9.30 2	9.25 2 T	8.65 14 T	9.30 2 T	36.50 2
			Combined	18.35 3	17.40 11 T	17.70 11 T	18.55 1	72.00 4
5 T	SCHEURMAN, Krista	Alta	Prelim.	8.75 13 T	9.00 6	9.30 2 T	9.10 10	36.15 4
			Final	8.60 24 T	9.10 5 T	9.15 3 T	8.90 14 T	35.75 8
			Combined	17.35 21	18.10 5	18.45 1	18.00 12	71.90 5 T
5 T	KVICALA, Jamie	Alta	Prelim.	8.75 13 T	9.25 2 T	9.05 7 T	9.05 11 T	36.10 5
			Final	8.80 12 T	9.25 2 T	8.65 14 T	9.10 8 T	35.80 7
			Combined	17.55 11 T	18.50 2	17.70 11 T	18.15 11	71.90 5 T
7	GOSSELIN, Caroline	Qué	Prelim.	9.00 4 T	8.15 23 T	9.05 7 T	9.20 5 T	35.40 8 T
			Final	9.00 5 T	8.85 11 T	9.15 3 T	9.15 7	36.15 3
			Combined	18.00 5 T	17.00 17 T	18.20 4	18.35 5	71.55 7
8	TURNER, Nathelle	Qué	Prelim.	8.80 11 T	9.15 5	9.20 5 T	8.50 29	35.65 6
			Final	8.75 14 T	8.45 22 T	8.60 16 T	9.20 5 T	35.00 12 T
			Combined	17.55 11 T	17.60 8	17.80 9	17.70 15	70.65 8
9	HAGEL, Kristin	Alta	Prelim.	8.40 31 T	8.70 10	9.25 4	8.85 18	35.20 10
			Final	8.65 19 T	8.80 14	9.15 3 T	8.80 18	35.40 10
			Combined	17.05 29	17.50 9	18.40 2	17.65 16	70.60 9
10	GALLOWAY, Stacey	Ont	Prelim.	9.00 4 T	8.10 27	8.55 18	8.90 16 T	34.55 19
			Final	9.00 5 T	8.30 25	9.20 1 T	9.40 1	35.90 5
			Combined	18.00 5 T	16.40 27	17.75 10	18.30 6 T	70.45 10
11	BOOTH, Kate	Man	Prelim.	9.00 4 T	8.20 21 T	8.70 16	9.05 11 T	34.95 14
			Final	9.15 4	8.25 26 T	8.60 16 T	9.25 4	35.25 11
			Combined	18.15 4	16.45 25 T	17.30 16 T	18.30 6 T	70.20 11
12	HYETT, Stephanie	Qué	Prelim.	8.70 21 T	8.60 11 T	8.85 13 T	8.95 14 T	35.10 11
			Final	8.60 24 T	8.85 11 T	8.45 19	9.00 13	34.90 15 T
			Combined	17.30 22 T	17.45 10	17.30 16 T	17.95 13 T	70.00 12
13	RODENKIRCHEN, Danie	Qué	Prelim.	8.10 35	8.35 17 T	9.20 5 T	9.35 1	35.00 12 T
			Final	8.45 29	8.95 8 T	8.70 12 T	8.85 16 T	34.95 14
			Combined	16.55 34	17.30 13 T	17.90 7	18.20 10	69.95 13
14	BOUCHER, Genevieve	Qué	Prelim.	8.85 10	8.60 11 T	8.75 15	8.80 19	35.00 12 T
			Final	8.95 8 T	8.50 21	8.60 16 T	8.70 20 T	34.75 18 T
			Combined	17.80 8	17.10 16	17.35 14 T	17.50 19	69.75 14
15 T	DOMENICHINI, Lauren	Ont	Prelim.	8.75 13 T	8.15 23 T	9.05 7 T	8.55 27 T	34.50 20
			Final	8.80 12 T	8.65 16 T	8.80 7	8.75 19	35.00 12 T
			Combined	17.55 11 T	16.80 21	17.85 8	17.30 23 T	69.50 15 T
15 T	MONDOU, Annie	Qué	Prelim.	8.90 8 T	8.90 7	8.40 23 T	9.20 5 T	35.40 8 T
			Final	8.40 30 T	9.00 7	7.60 32	9.10 8 T	34.10 21
			Combined	17.30 22 T	17.90 6	16.00 30	18.30 6 T	69.50 15 T






Continued . . .

NATIONALS '89


Hosted by Alberta Gymnastics Federation Edmonton, Alberta May 18-21, 1989



NOVICE WOMEN - ALL AROUND SUMMARY

##	Gymnast	Affil.												
					Vault	U. Bars	Beam	Floor	A.A. Total					
17	CAMPBELL, Jenny	BC	Prelim.		8.75	13 T	7.85	30	8.40	23 T	8.90	16 T	33.90	27
			Final		8.85	10 T	8.90	10	8.75	8 T	9.05	12	35.55	9
			Combined		17.60	9 T	16.75	22 T	17.15	18	17.95	13 T	69.45	17
18 T	MALACH, Jessica	BC	Prelim.		8.60	26 T	8.20	21 T	8.85	13 T	8.75	20	34.40	22
			Final		8.70	16 T	8.65	16 T	8.75	8 T	8.70	20 T	34.80	17
			Combined		17.30	22 T	16.85	19 T	17.60	13	17.45	20 T	69.20	18 T
18 T	HYKAWAY, Christa	Alta	Prelim.		8.35	33	8.60	11 T	8.35	26 T	9.15	7 T	34.45	21
			Final		8.65	19 T	8.70	15	8.30	22	9.10	8 T	34.75	18 T
			Combined		17.00	30	17.30	13 T	16.65	23 T	18.25	9	69.20	18 T
20	PAUGA, Denice	Alta	Prelim.		8.75	13 T	8.35	17 T	8.65	17	8.95	14 T	34.70	17
			Final		8.65	19 T	8.85	11 T	8.20	24	8.35	27 T	34.05	22
			Combined		17.40	17 T	17.20	15	16.85	22	17.30	23 T	68.75	20
21	RANDALL, Amy	Sask	Prelim.		8.75	13 T	7.80	31	8.40	23 T	8.70	21 T	33.65	28
			Final		8.65	19 T	8.45	22 T	8.95	6	8.85	16 T	34.90	15 T
			Combined		17.40	17 T	16.25	28	17.35	14 T	17.55	17 T	68.55	21
22	SAARKOPPEL, Lani	Ont	Prelim.		8.90	8 T	8.55	15	8.00	32 T	9.15	7 T	34.60	18
			Final		9.00	5 T	8.45	22 T	7.75	31	8.30	29	33.50	26
			Combined		17.90	7	17.00	17 T	15.75	33	17.45	20 T	68.10	22
23	EMARD, Jacinthe	Qué	Prelim.		8.95	7	8.80	8	8.50	19 T	8.60	26	34.85	15
			Final		8.30	32	8.60	18	7.80	30	8.45	22 T	33.15	27
			Combined		17.25	25	17.40	11 T	16.30	27	17.05	26	68.00	23
24	HYKAWAY, Daria	Alta	Prelim.		8.65	25	8.60	11 T	8.30	29	8.65	23 T	34.20	24
			Final		8.95	8 T	8.00	32 T	7.90	28	8.90	14 T	33.75	24
			Combined		17.60	9 T	16.60	24	16.20	28	17.55	17 T	67.95	24
25	BRUNNEL, Melanie	Man	Prelim.		8.80	11 T	8.30	19 T	8.50	19 T	8.70	21 T	34.30	23
			Final		8.70	16 T	8.55	19 T	8.15	25	8.15	30 T	33.55	25
			Combined		17.50	15 T	16.85	19 T	16.65	23 T	16.85	28	67.85	25
26	HEMBROFF, Tanya	Man	Prelim.		8.60	26 T	8.15	23 T	9.05	7 T	9.00	13	34.80	16
			Final		8.60	24 T	8.00	32 T	7.95	27	8.40	24 T	32.95	31
			Combined		17.20	26 T	16.15	30	17.00	20	17.40	22	67.75	26
27	ODIN, Erin	BC	Prelim.		8.75	13 T	8.30	19 T	8.50	19 T	8.55	27 T	34.10	25
			Final		8.65	19 T	8.15	29 T	7.85	29	8.40	24 T	33.05	28
			Combined		17.40	17 T	16.45	25 T	16.35	26	16.95	27	67.15	27
28	YAN, Melissa	Man	Prelim.		8.40	31 T	8.50	16	8.50	19 T	8.65	23 T	34.05	26
			Final		8.25	33	8.25	26 T	8.40	20	8.10	32	33.00	29 T
			Combined		16.65	32 T	16.75	22 T	16.90	21	16.75	29	67.05	28
29	SIMES, Lisa	Sask	Prelim.		8.70	21 T	8.75	9	7.60	35	8.05	33	33.10	29
			Final		8.70	16 T	9.10	5 T	8.25	23	7.85	34	33.90	23
			Combined		17.40	17 T	17.85	7	15.85	31	15.90	34	67.00	29
30	MacKEKAN, Jill	NS	Prelim.		8.70	21 T	7.60	32	8.35	26 T	8.00	34	32.65	32
			Final		8.85	10 T	8.15	29 T	8.75	8 T	8.40	24 T	34.15	20
			Combined		17.55	11 T	15.75	33	17.10	19	16.40	33	66.80	30
31	THURMEIER, Erin	Sask	Prelim.		8.60	26 T	7.55	33 T	8.10	31	8.65	23 T	32.90	31
			Final		8.05	34	8.15	29 T	8.35	21	8.45	22 T	33.00	29 T
			Combined		16.65	32 T	15.70	34	16.45	25	17.10	25	65.90	31
32	MAH, Mei-Ling	Man	Prelim.		8.60	26 T	8.05	28	7.95	34	8.40	30	33.00	30
			Final		8.60	24 T	7.95	34	8.10	26	8.05	33	32.70	33
			Combined		17.20	26 T	16.00	31	16.05	29	16.45	32	65.70	32






Continued . . .



NATIONALS '89

Hosted by Alberta Gymnastics Federation Edmonton, Alberta May 18-21, 1989

NOVICE WOMEN - ALL AROUND SUMMARY

#	Gymnast	Affil.						
				Vault	U. Bars	Beam	Floor	A.A. Total
33	DUKE, Alyssa	Sask	Prelim.	8.20 ³⁴	7.30 ³⁵	8.35 ^{26 T}	8.20 ³²	32.05 ³⁴
			Final	8.55 ²⁸	8.55 ^{19 T}	7.45 ³³	8.35 ^{27 T}	32.90 ³²
			Combined	16.75 ³¹	15.85 ³²	15.80 ³²	16.55 ³⁰	64.95 ³³
34	CARRIERE, Rachelle	Sask	Prelim.	8.70 ^{21 T}	8.00 ²⁹	7.45 ³⁶	8.35 ³¹	32.50 ³³
			Final	8.40 ^{30 T}	8.20 ²⁸	---	8.15 ^{30 T}	24.75 ³⁴
			Combined	17.10 ²⁸	16.20 ²⁹	7.45 ³⁶	16.50 ³¹	57.25 ³⁴
35	YOUDELL, Dorinda	Man	Prelim.	8.55 ³⁰	7.25 ³⁶	8.15 ³⁰	7.55 ³⁵	31.50 ³⁵
			Final	---	---	---	---	---
			Combined	8.55 ³⁵	7.25 ³⁶	8.15 ³⁴	7.55 ³⁵	31.50 ³⁵
36	WEBB, Alana	BC	Prelim.	7.90 ³⁷	7.55 ^{33 T}	8.00 ^{32 T}	7.45 ³⁶	30.90 ³⁶
			Final	---	---	---	---	---
			Combined	7.90 ³⁷	7.55 ³⁵	8.00 ³⁵	7.45 ³⁶	30.90 ³⁶
37	ARMSTRONG, KimberlyNB		Prelim.	8.00 ³⁶	0.00 ³⁷	Scratch	Scratch	8.00 ³⁷
			Final	---	---	---	---	---
			Combined	8.00 ³⁶	0.00 ³⁷	---	---	8.00 ³⁷






(T indicates ties.)

NATIONALS '89

Hosted by Alberta Gymnastics Federation Edmonton, Alberta May 18-21, 1989

NOVICE WOMEN - TEAM SCORES

(Best 5 scores per event out of 6 gymnasts per team.)

Team Name						
		Vault	U. Bars	Beam	Floor	A.A. Total
1 ONTARIO	Prelim.	44.55 ^{1 T}	43.50 ³	45.65 ¹	45.95 ¹	179.65 ¹
	Final	44.80 ²	44.20 ³	44.15 ¹	45.30 ¹	178.45 ¹
	Combined	89.35 ²	87.70 ³	89.80 ¹	91.25 ¹	358.10 ¹
2 ALBERTA	Prelim.	43.30 ⁵	44.15 ¹	44.60 ²	45.10 ²	177.15 ³
	Final	43.70 ^{3 T}	44.70 ¹	43.45 ²	44.80 ³	176.65 ³
	Combined	87.00 ⁴	88.85 ¹	88.05 ²	89.90 ^{2 T}	353.80 ²
3 QUÉBEC	Prelim.	44.50 ³	44.05 ²	44.35 ³	44.75 ³	177.65 ²
	Final	43.70 ^{3 T}	43.80 ⁴	42.60 ⁴	45.15 ²	175.25 ⁴
	Combined	88.20 ³	87.85 ²	86.95 ³	89.90 ^{2 T}	352.90 ³
4 BRITISH COLUMBIA	Prelim.	44.55 ^{1 T}	41.90 ⁴	43.70 ⁴	44.60 ⁴	174.75 ⁴
	Final	45.05 ¹	44.55 ²	43.20 ³	44.75 ⁴	177.55 ²
	Combined	89.60 ¹	86.45 ⁴	86.90 ⁴	89.35 ⁴	352.30 ⁴
5 MANITOBA	Prelim.	43.55 ⁴	41.20 ⁵	42.90 ⁵	43.80 ⁵	171.45 ⁵
	Final	43.30 ⁵	41.00 ⁶	41.20 ⁵	41.95 ⁵	167.45 ⁵
	Combined	86.85 ⁵	82.20 ⁵	84.10 ⁵	85.75 ⁵	338.90 ⁵
6 SASKATCHEWAN	Prelim.	42.95 ⁶	39.40 ⁶	39.90 ⁶	41.95 ⁶	164.20 ⁶
	Final	42.35 ⁶	42.45 ⁵	33.00 ⁶	41.65 ⁶	159.45 ⁶
	Combined	85.30 ⁶	81.85 ⁶	72.90 ⁶	83.60 ⁶	323.65 ⁶

(T indicates ties.)

Sanctioned by the Canadian Gymnastics Federation
Sponsors: Phillips, Discount Car & Truck,
Wardair Canada, Spieth Anderson, Sport Canada
Canada Safeway, Canada Dry Beverages