

# Pacific Alliance Gymnastics Championships

Gymnastics British Columbia • Burnaby, B.C. Canada • May 3-5, 2002



GymScore 2000

## SENIOR WOMEN • Event Scores Finals



### Vault

#### Day 2 - Event Finals

			<u>SV</u>	<u>Score</u>	<u>Rk</u>
184	UZELAC, Kristal	USA	9.9	9.225	1
169	WEI, Liu	CHN	9.7	9.181	2
163	CROAK, Alexandra	Aus	9.7	9.018	3T
182	MAGANA, Brenda	MEX	9.7	9.018	3T
183	SCHWIKERT, Tasha	USA	9.7	8.881	5
165	HICKS, Danielle	CAN	9.7	8.706	6



### Uneven Bars

#### Day 2 - Event Finals

			<u>SV</u>	<u>Score</u>	<u>Rk</u>
170	MIAOJIE, Chen	CHN	10.0	9.525	1
183	SCHWIKERT, Tasha	USA	9.8	9.400	2
164	DUNN, Jacqui	Aus	10.0	9.325	3T
185	HUMPHREY, Terin	USA	9.8	9.325	3T
166	PLANTE, Amelie	CAN	9.7	8.650	5
174	MIZOGUCHI, Erika	JPN	9.3	8.550	6



### Balance Beam

#### Day 2 - Event Finals

			<u>SV</u>	<u>Score</u>	<u>Rk</u>
183	SCHWIKERT, Tasha	USA	9.8	9.312	1
164	DUNN, Jacqui	Aus	9.7	9.037	2
169	WEI, Liu	CHN	9.4	8.987	3
166	PLANTE, Amelie	CAN	9.3	8.625	4
184	UZELAC, Kristal	USA	9.6	8.487	5
175	SAHARA, Ayaka	JPN	9.3	7.787	6



### Floor Exercise

#### Day 2 - Event Finals

			<u>SV</u>	<u>Score</u>	<u>Rk</u>
183	SCHWIKERT, Tasha	USA	10.0	9.750	1
162	SLATER, Allana	Aus	10.0	9.650	2
191	PURNELL, Heather	CAN	9.9	9.350	3
163	CROAK, Alexandra	Aus	10.0	9.325	4
176	OSHIMA, Kyoko	JPN	9.7	9.112	5
169	WEI, Liu	CHN	9.7	8.962	6

# Pacific Alliance Gymnastics Championships






Gymnastics British Columbia • Burnaby, B.C. Canada • May 3-5, 2002



GymScore 2000

## SENIOR WOMEN • Day 1 - Team & A.A. • Team Scores

(Best 3 scores of 3 per event.)

	 V	 UB	 BB	 FX	 AA							
	SV	Score	rk	SV	Score	rk	SV	Score	rk	SV	Score	rk
<b>United States</b>		28.149	1	27.974	1	28.025		27.075		111.223	1	
<b>Australia</b>		27.037	2	27.287	2	24.925	3	27.850	1	107.099	2	
<b>Japan</b>		26.386	4	26.137	3	25.350	2	26.850	3	104.723	3	
<b>Canada</b>		26.949	3	25.999	4	24.900	4	26.125	4	103.973	4	
<b>Mexico</b>		26.075	5	22.749	5	22.600	5	25.850	5	97.274	5	
<b>Malaysia</b>		24.675	8	21.999	6	22.450	6	23.750	6	92.874	6	
<b>Chinese Taipei</b>		24.787	7	18.349		20.725	7	22.925	7	86.786	7	
<b>China</b>		26.037	6	16.750	8	17.000	8	18.350	8	78.137	8	






# Pacific Alliance Gymnastics Championships

Gymnastics British Columbia • Burnaby, B.C. Canada • May 3-5, 2002



GymScore 2000

## SENIOR WOMEN • Day 1 - Team & A.A. • All Around Summary

			 V	 UB	 BB	 FX	 AA
			SV Score rk	SV Score rk	SV Score rk	SV Score rk	SV Score rk
183	SCHWIKERT, Tasha	USA	9.7 <b>9.362</b> 2	9.8 <b>9.362</b> 1	9.9 <b>9.525</b> 1	10.0 <b>9.725</b> 1	39.4 <b>37.974</b> 1
185	HUMPHREY, Terin	USA	9.7 <b>9.262</b> 3T	9.8 <b>9.312</b> 3	9.8 <b>9.150</b> 3T	9.5 <b>8.975</b> 8T	38.8 <b>36.699</b> 2
184	UZELAC, Kristal	USA	9.9 <b>9.525</b> 1	9.9 <b>9.300</b> 4	9.9 <b>9.350</b> 2	9.7 <b>8.375</b> 17	39.4 <b>36.550</b> 3
163	CROAK, Alexandra	Aus	9.7 <b>9.162</b> 5	9.8 <b>9.087</b> 6	9.6 <b>8.725</b> 8	10.0 <b>9.475</b> 3	39.1 <b>36.449</b> 4
164	DUNN, Jacqui	Aus	9.7 <b>8.950</b> 8T	9.8 <b>9.125</b> 5	9.8 <b>9.000</b> 5	9.4 <b>8.700</b> 13T	38.7 <b>35.775</b> 5
175	SAHARA, Ayaka	JPN	9.4 <b>8.862</b> 13	9.5 <b>8.762</b> 9	9.7 <b>8.775</b> 7	9.7 <b>8.950</b> 10T	38.3 <b>35.349</b> 6
176	OSHIMA, Kyoko	JPN	9.4 <b>8.787</b> 14T	9.4 <b>8.575</b> 12T	9.2 <b>8.375</b> 10	9.7 <b>9.175</b> 6	37.7 <b>34.912</b> 7
162	SLATER, Allana	Aus	9.7 <b>8.925</b> 10T	9.7 <b>9.075</b> 7	9.3 <b>7.200</b> 23T	10.0 <b>9.675</b> 2	38.7 <b>34.875</b> 8
191	PURNELL, Heather	CAN	9.4 <b>9.012</b> 7	9.3 <b>8.575</b> 12T	9.4 <b>8.050</b> 12	9.9 <b>9.200</b> 5	38.0 <b>34.837</b> 9
166	PLANTE, Amelie	CAN	9.4 <b>8.912</b> 12	9.4 <b>8.712</b> 10T	9.5 <b>8.850</b> 6	9.2 <b>8.225</b> 18	37.5 <b>34.699</b> 10
174	MIZOGUCHI, Erika	JPN	9.4 <b>8.737</b> 16	9.6 <b>8.800</b> 8	9.2 <b>8.200</b> 11	9.6 <b>8.725</b> 12	37.8 <b>34.462</b> 11
165	HICKS, Danielle	CAN	9.7 <b>9.025</b> 6	9.6 <b>8.712</b> 10T	9.3 <b>8.000</b> 13	9.6 <b>8.700</b> 13T	38.2 <b>34.437</b> 12
187	BOON, Alethea	NZL	9.4 <b>8.925</b> 10T	8.8 <b>7.537</b> 19	9.3 <b>8.500</b> 9	9.3 <b>8.475</b> 16	36.8 <b>33.437</b> 13
180	LOZOYA, Cristina	MEX	9.4 <b>8.400</b> 18T	9.2 <b>8.025</b> 15	9.1 <b>7.375</b> 21	9.6 <b>8.950</b> 10T	37.3 <b>32.750</b> 14
168	XIAOJIAO, Sun	CHN	9.4 <b>8.375</b> 21	9.0 <b>7.400</b> 21	9.4 <b>7.850</b> 14	9.6 <b>9.075</b> 7	37.4 <b>32.700</b> 15
188	WELLS, Nicki	NZL	9.1 <b>8.362</b> 22	9.0 <b>8.100</b> 14	9.0 <b>7.700</b> 15T	9.2 <b>8.500</b> 15	36.3 <b>32.662</b> 16
181	MORENO, Laura Del Carmen	MEX	9.8 <b>8.725</b> 17	9.2 <b>7.912</b> 16	9.1 <b>7.700</b> 15T	9.1 <b>7.925</b> 22T	37.2 <b>32.262</b> 17T
182	MAGANA, Brenda	MEX	9.7 <b>8.950</b> 8T	8.5 <b>6.812</b> 24	8.9 <b>7.525</b> 19	9.9 <b>8.975</b> 8T	37.0 <b>32.262</b> 17T
190	DE GUZMAN, Cintamoni	PHI	9.1 <b>8.225</b> 24	9.0 <b>7.750</b> 18	9.0 <b>7.650</b> 18	8.9 <b>7.800</b> 24T	36.0 <b>31.425</b> 19
177	YAP, Yee Yin	MAS	9.4 <b>8.400</b> 18T	8.9 <b>7.350</b> 22	9.1 <b>7.450</b> 20	9.0 <b>8.025</b> 21	36.4 <b>31.225</b> 20
179	CHANG, Zhi Wei	MAS	9.4 <b>7.975</b> 28	9.0 <b>7.462</b> 20	9.3 <b>7.700</b> 15T	8.9 <b>7.925</b> 22T	36.6 <b>31.062</b> 21
189	ESPIRITU, Phoebe Danielle	PHI	9.0 <b>8.200</b> 25T	9.0 <b>7.775</b> 17	8.6 <b>6.550</b> 26	9.0 <b>8.150</b> 20	35.6 <b>30.675</b> 22
178	ABD HAMID, Nurul Fatiha	MAS	9.2 <b>8.300</b> 23	8.8 <b>7.187</b> 23	9.0 <b>7.300</b> 22	8.8 <b>7.800</b> 24T	35.8 <b>30.587</b> 23
171	WU, Ling-Yi	TPE	9.4 <b>8.787</b> 14T	7.7 <b>6.062</b> 26	8.8 <b>7.200</b> 23T	9.2 <b>8.200</b> 19	35.1 <b>30.249</b> 24
173	CHEN, Wei-Fang	TPE	8.9 <b>7.825</b> 29	7.4 <b>5.862</b> 27	8.8 <b>7.050</b> 25	8.8 <b>7.700</b> 26	33.9 <b>28.437</b> 25
172	LAI, Ying-Chun	TPE	9.0 <b>8.175</b> 27	8.0 <b>6.425</b> 25	8.7 <b>6.475</b> 27	8.8 <b>7.025</b> 28	34.5 <b>28.100</b> 26
169	WEI, Liu	CHN	9.7 <b>9.262</b> 3T	~	9.6 <b>9.150</b> 3T	9.7 <b>9.275</b> 4	29.0 <b>27.687</b> 27
186	SHUN PING, Guo	HKG	9.4 <b>8.200</b> 25T	6.3 <b>4.675</b> 28	8.6 <b>6.200</b> 28	8.6 <b>7.425</b> 27	32.9 <b>26.500</b> 28
170	MIAOJIE, Chen	CHN	9.4 <b>8.400</b> 18T	9.9 <b>9.350</b> 2	~	~	19.3 <b>17.750</b> 29

# Pacific Alliance Gymnastics Championships

Gymnastics British Columbia • Burnaby, B.C. Canada • May 3-5, 2002



GymScore 2000

## SENIOR WOMEN-2 • Day 1 - Team & A.A. • All Around Summary

*(Additional competitor  
unofficial - no awards)*



V

SV Score rk

9.8 **9.575** 1



UB

SV Score rk

9.3 **8.687** 1



BB

SV Score rk

9.4 **8.300** 1



FX

SV Score rk

9.5 **9.100** 1



AA

SV Score rk

38.0 **35.662** 1

193 TRICASE, Elizabeth USA

# Pacific Alliance Gymnastics Championships

Gymnastics British Columbia • Burnaby, B.C. Canada • May 3-5, 2002



GymScore 2000

## JUNIOR WOMEN • Event Scores

### Finals



#### Vault

##### Day 2 - Event Finals

			<u>SV</u>	<u>Score</u>	<u>Rk</u>
217	PATTERSON, Carly	USA	9.8	9.243	1
219	SINCLAIR, Melaine	USA	9.7	9.193	2
196	MOORHOUSE, Stephanie	Aus	9.4	8.900	3
199	MACKIE, Gael	CAN	9.4	8.750	4
212	GUZMAN, Scarlett	MEX	9.3	8.681	5
198	NEWTON, Aleea	Aus	9.7	8.675	6



#### Uneven Bars

##### Day 2 - Event Finals

			<u>SV</u>	<u>Score</u>	<u>Rk</u>
218	WISE, Hollie	USA	10.0	9.675	1
217	PATTERSON, Carly	USA	9.6	9.262	2
196	MOORHOUSE, Stephanie	Aus	9.6	8.912	3
208	KURODA, Mayu	JPN	9.3	8.300	4
212	GUZMAN, Scarlett	MEX	9.1	8.137	5
223	BROCKLEHURST, Kate	NZL	8.4	7.462	6



#### Balance Beam

##### Day 2 - Event Finals

			<u>SV</u>	<u>Score</u>	<u>Rk</u>
217	PATTERSON, Carly	USA	10.0	9.562	1
199	MACKIE, Gael	CAN	10.0	9.262	2
208	KURODA, Mayu	JPN	9.8	9.225	3
197	MUNRO, Melissa	Aus	9.6	9.037	4
218	WISE, Hollie	USA	9.8	8.950	5
213	GARCIA, Elsa	MEX	9.2	7.487	6



#### Floor Exercise

##### Day 2 - Event Finals

			<u>SV</u>	<u>Score</u>	<u>Rk</u>
217	PATTERSON, Carly	USA	9.8	9.312	1
218	WISE, Hollie	USA	9.5	9.037	2
197	MUNRO, Melissa	Aus	9.7	9.012	3
213	GARCIA, Elsa	MEX	9.4	8.487	4
198	NEWTON, Aleea	Aus	9.2	8.312	5
200	ROCCA, Melanie	CAN	9.2	8.062	6

# Pacific Alliance Gymnastics Championships






Gymnastics British Columbia • Burnaby, B.C. Canada • May 3-5, 2002



GymScore 2000

## JUNIOR WOMEN • Day 1 - Team & A.A. • Team Scores

(Best 3 scores of 3 per event.)

	 V	 UB	 BB	 FX	 AA										
	SV	Score	rk	SV	Score	rk	SV	Score	rk	SV	Score	rk	SV	Score	rk
<b>United States</b>		27.000	1	27.624	1	27.475	1	27.000	1	109.099	1				
<b>Australia</b>		26.775	2	25.361	2	25.625	2	25.600	2	103.361	2				
<b>Japan</b>		24.950	3	22.774	3	24.375	4	24.025	4	96.124	3				
<b>Mexico</b>		24.600	5	21.862	4	23.550	5	24.000	5	94.012	4				
<b>Canada</b>		17.150	8	21.036	5	25.025	3	25.500	3	88.711	5				
<b>Chinese Taipei</b>		24.925	4	18.286	6	19.925	6	22.650	6	85.786	6				
<b>Philippines</b>		24.325		17.800	7	19.050	8	22.625	7	83.800	7				
<b>Costa Rica</b>		24.300	7	16.987	8	19.500	7	21.450	8	82.237	8				

*sta*






# Pacific Alliance Gymnastics Championships

Gymnastics British Columbia • Burnaby, B.C. Canada • May 3-5, 2002



GymScore 2000

## JUNIOR WOMEN • Day 1 - Team & A.A. • All Around Summary

			 V			 UB			 BB			 FX			 AA		
			SV	Score	rk	SV	Score	rk	SV	Score	rk	SV	Score	rk	SV	Score	rk
218	WISE, Hollie	USA	9.4	<b>8.900</b>	4T	10.0	<b>9.562</b>	1	10.0	<b>9.500</b>	1	9.4	<b>8.900</b>	3	38.8	<b>36.862</b>	1
217	PATTERSON, Carly	USA	9.8	<b>8.900</b>	4T	9.6	<b>9.187</b>	2	10.0	<b>9.150</b>	2	9.8	<b>9.275</b>	1	39.2	<b>36.512</b>	2
219	SINCLAIR, Melaine	USA	9.7	<b>9.200</b>	1	9.5	<b>8.875</b>	3	9.5	<b>8.825</b>	4	9.5	<b>8.825</b>	4	38.2	<b>35.725</b>	3
198	NEWTON, Aleea	Aus	9.7	<b>8.975</b>	3	9.3	<b>8.687</b>	5	9.4	<b>8.675</b>	6	9.2	<b>8.350</b>	8	37.6	<b>34.687</b>	4
197	MUNRO, Melissa	Aus	9.3	<b>8.800</b>	7	9.1	<b>7.862</b>	8	9.6	<b>8.700</b>	5	9.7	<b>9.000</b>	2	37.7	<b>34.362</b>	5
196	MOORHOUSE, Stephanie	Aus	9.4	<b>9.000</b>	2	9.6	<b>8.812</b>	4	9.3	<b>8.250</b>	11T	9.2	<b>8.250</b>	10T	37.5	<b>34.312</b>	6
199	MACKIE, Gael	CAN	9.4	<b>8.850</b>	6	8.7	<b>7.162</b>	14	10.0	<b>9.000</b>	3	9.4	<b>8.450</b>	7	37.5	<b>33.462</b>	7
208	KURODA, Mayu	JPN	9.0	<b>8.300</b>	13T	9.5	<b>8.162</b>	6	9.6	<b>8.550</b>	7	9.1	<b>8.275</b>	9	37.2	<b>33.287</b>	8
209	SHIMIZU, Megumi	JPN	9.1	<b>8.400</b>	10T	9.0	<b>6.862</b>	17	9.6	<b>8.525</b>	8	9.2	<b>8.200</b>	13	36.9	<b>31.987</b>	9
213	GARCIA, Elsa	MEX	9.2	<b>8.200</b>	19	8.7	<b>6.737</b>	18	9.6	<b>8.400</b>	10	9.6	<b>8.575</b>	6	37.1	<b>31.912</b>	10
222	CASTLES, Belinda	NZL	9.1	<b>8.400</b>	10T	8.8	<b>7.500</b>	12	8.0	<b>7.725</b>	13	9.1	<b>8.175</b>	14	35.0	<b>31.800</b>	11
212	GUZMAN, Scarlett	MEX	9.3	<b>8.650</b>	8T	8.9	<b>7.925</b>	7	9.1	<b>6.900</b>	19	9.0	<b>7.750</b>	15	36.3	<b>31.225</b>	12
200	ROCCA, Melanie	CAN	9.1	<b>8.300</b>	13T	9.1	<b>6.312</b>	21	9.3	<b>7.600</b>	14	9.5	<b>8.800</b>	5	37.0	<b>31.012</b>	13
211	BALBOA, Ana	MEX	9.2	<b>7.750</b>	27	8.7	<b>7.200</b>	13	9.2	<b>8.250</b>	11T	9.3	<b>7.675</b>	16	36.4	<b>30.875</b>	14
210	EZAKI, Mana	JPN	9.4	<b>8.250</b>	18	9.2	<b>7.750</b>	9	9.2	<b>7.300</b>	16	9.0	<b>7.550</b>	21T	36.8	<b>30.850</b>	15
223	BROCKLEHURST, Kate	NZL	9.0	<b>8.150</b>	20T	8.6	<b>7.637</b>	10	8.6	<b>6.800</b>	22	9.2	<b>8.225</b>	12	35.4	<b>30.812</b>	16
202	LU, Hsing-Yi	TPE	9.4	<b>8.650</b>	8T	8.5	<b>7.087</b>	15	9.0	<b>6.875</b>	20	8.9	<b>7.550</b>	21T	35.8	<b>30.162</b>	17
221	JAAFAR, Siti Aishah	MAS	9.0	<b>8.150</b>	20T	8.6	<b>6.700</b>	19	8.7	<b>7.200</b>	17	8.9	<b>7.325</b>	26	35.2	<b>29.375</b>	18
203	HUANG, Chien-Jung	TPE	9.1	<b>7.975</b>	24	8.5	<b>6.887</b>	16	8.9	<b>6.775</b>	23	8.9	<b>7.525</b>	23T	35.4	<b>29.162</b>	19
214	DIFUNTORUM, Aianna	PHI	9.0	<b>8.300</b>	13T	7.6	<b>5.725</b>	22	8.8	<b>7.375</b>	15	8.8	<b>7.350</b>	25	34.2	<b>28.750</b>	20
220	WONG, Hiu Ying Angel	HKG	9.0	<b>8.400</b>	10T	7.1	<b>4.825</b>	27	8.8	<b>7.175</b>	18	9.0	<b>7.625</b>	18T	33.9	<b>28.025</b>	21
207	CHACON ZAMORA, Monica	CRC	9.0	<b>8.300</b>	13T	7.9	<b>5.687</b>	23	8.9	<b>6.850</b>	21	8.8	<b>7.125</b>	27	34.6	<b>27.962</b>	22
215	CRUZ, Anna Francesca	PHI	9.0	<b>7.900</b>	25	8.8	<b>6.475</b>	20	8.8	<b>5.600</b>	28	8.9	<b>7.625</b>	18T	35.5	<b>27.600</b>	23
216	GADIA, Anna Katerina	PHI	9.0	<b>8.125</b>	23	7.1	<b>5.600</b>	26	8.4	<b>6.075</b>	27	8.9	<b>7.650</b>	17	33.4	<b>27.450</b>	24T
205	VARGAS MADRIGAL, Daniela	CRC	9.0	<b>7.850</b>	26	7.9	<b>5.675</b>	24	8.6	<b>6.400</b>	24	8.8	<b>7.525</b>	23T	34.3	<b>27.450</b>	24T
206	RAMIREZ, Maria	CRC	9.0	<b>8.150</b>	20T	7.2	<b>5.625</b>	25	9.0	<b>6.250</b>	26	8.8	<b>6.800</b>	28	34.0	<b>26.825</b>	26
204	TSAI, Ching-Yu	TPE	9.0	<b>8.300</b>	13T	7.0	<b>4.312</b>	28	8.4	<b>6.275</b>	25	8.9	<b>7.575</b>	20	33.3	<b>26.462</b>	27
201	WILLIAMS, Lydia	CAN			~	9.3	<b>7.562</b>	11	9.3	<b>8.425</b>	9	9.4	<b>8.250</b>	10T	28.0	<b>24.237</b>	28

# Pacific Alliance Gymnastics Championships

Gymnastics British Columbia • Burnaby, B.C. Canada • May 3-5, 2002



GymScore 2000

## JUNIOR WOMEN-2 • Day 1 - Team & A.A. • All Around Summary

*(Unofficial competitors)  
- No awards*



V



UB



BB



FX



AA

SV Score rk

SV Score rk

SV Score rk

SV Score rk

SV Score rk

226	MEMMEL, Chelisie	USA	9.5	<b>9.100</b>	1	9.9	<b>9.187</b>	1	9.5	<b>8.375</b>	1	9.4	<b>8.625</b>	2	38.3	<b>35.287</b>	1
279	RUSSO, Monette	Aus	9.4	<b>9.050</b>	2	9.3	<b>8.487</b>	2	9.0	<b>7.275</b>	4	9.3	<b>8.675</b>	1	37.0	<b>33.487</b>	2
224	GERING, Amanda	CAN	9.4	<b>8.600</b>	3	9.3	<b>8.337</b>	3	9.2	<b>7.425</b>	3	9.0	<b>7.900</b>	4	36.9	<b>32.262</b>	3
282	CHONG, Laura-Ann	CAN	9.4	<b>7.800</b>	5	8.9	<b>7.700</b>	4	9.2	<b>7.675</b>	2	9.1	<b>7.925</b>	3	36.6	<b>31.100</b>	4
225	GOMEZ JIMENEZ, Carolina	CRC	8.9	<b>8.100</b>	4	7.4	<b>4.850</b>	5	8.4	<b>6.100</b>	5	8.8	<b>6.900</b>	5	33.5	<b>25.950</b>	5