

# Pacific Alliance Gymnastics Championships

Gymnastics British Columbia • Burnaby, B.C. Canada • May 3-5, 2002



GymScore 2000

## SENIOR MEN • Event Scores — Finals



### Floor Exercise

#### Day 2 - Event Finals

			<u>SV</u>	<u>Score</u>	<u>Rk</u>
106	GOLDING, Grant	CAN	9.9	9.425	1
115	SHINOHARA, Keisuke	JPN	9.4	9.050	2
128	HAMM, Paul	USA	9.9	8.950	3
107	WEI, Yang	CHN	9.7	8.700	4
124	RAMIREZ, Roel	PHI	9.3	8.675	5
101	RIZZO, Philippe	Aus	9.3	8.100	6



### Vault

#### Day 2 - Event Finals

			<u>SV</u>	<u>Score</u>	<u>Rk</u>
128	HAMM, Paul	USA	9.8	9.550	1
124	RAMIREZ, Roel	PHI	9.7	9.262	2
113	OGAWA, Yasuhiro	JPN	9.8	9.225	3
102	ISTRIA, Damian	Aus	9.7	9.162	4
106	GOLDING, Grant	CAN	9.7	8.737	5
121	ALEMAN, Manuel	MEX	9.7	8.375	6



### Pommel Horse

#### Day 2 - Event Finals

			<u>SV</u>	<u>Score</u>	<u>Rk</u>
116	ONN, Kwang Tung	MAS	9.8	9.375	1
129	MCCLURE, Brett	USA	10.0	9.250	2
105	KIKUCHI, David	CAN	9.4	9.050	3
101	RIZZO, Philippe	Aus	9.7	8.950	4
108	XU, Huang	CHN	9.6	8.900	5
107	WEI, Yang	CHN	9.7	8.850	6



### Parallel Bars

#### Day 2 - Event Finals

			<u>SV</u>	<u>Score</u>	<u>Rk</u>
108	XU, Huang	CHN	10.0	9.750	1
115	SHINOHARA, Keisuke	JPN	10.0	9.700	2
113	OGAWA, Yasuhiro	JPN	9.9	9.475	3
107	WEI, Yang	CHN	10.0	9.425	4
104	IKEDA, Richard	CAN	9.3	8.900	5
127	TOWNSEND, Sean	USA	9.7	8.350	6



### Rings

#### Day 2 - Event Finals

			<u>SV</u>	<u>Score</u>	<u>Rk</u>
108	XU, Huang	CHN	10.0	9.750	1
107	WEI, Yang	CHN	10.0	9.575	2
127	TOWNSEND, Sean	USA	10.0	9.550	3
128	HAMM, Paul	USA	10.0	9.375	4
112	LAI, Kuo-Cheng	TPE	10.0	9.350	5
102	ISTRIA, Damian	Aus	10.0	9.200	6



### Horizontal Bar

#### Day 2 - Event Finals

			<u>SV</u>	<u>Score</u>	<u>Rk</u>
108	XU, Huang	CHN	9.9	9.250	1T *
128	HAMM, Paul	USA	9.6	9.250	1T
104	IKEDA, Richard	CAN	9.6	9.100	3
102	ISTRIA, Damian	Aus	9.8	9.050	4
129	MCCLURE, Brett	USA	9.7	9.025	5
114	WAKAYAMA, Suguro	JPN	9.6	8.650	6
120	GARCIA, Julio	MEX	9.3	8.450	7

\* Correction  
fu

# Pacific Alliance Gymnastics Championships








Gymnastics British Columbia • Burnaby, B.C. Canada • May 3-5, 2002



GymScore 2000

## SENIOR MEN • Day 1 - Team & A.A. • Team Scores

(Best 3 scores of 3 per event.)

	 FX	 PH	 R	 V	 PB	 HB	 AA														
	SV	Score	rk	SV	Score	rk	SV	Score	rk												
<b>United States</b>		26.650	1		27.650	2		28.100	1		28.150	1		27.350	3		26.675	1		164.575	1
<b>Japan</b>		26.600	2		25.950	3		25.850	4		28.025	2		27.450	2		25.350	4		159.225	2
<b>Australia</b>		26.500	3		25.650	4		26.400	3		27.575	3		25.350	5		26.350	2		157.825	3
<b>Canada</b>		25.950	4		24.150	5T		27.500	2		27.050	5		25.850	4		25.725	3		156.225	4
<b>Mexico</b>		24.500	6		24.150	5T		24.800	5		27.350	4		23.650	6		23.500	6		147.950	5
<b>China</b>		17.500	8		28.700	1		18.950	7		18.800	8		28.000	1		25.100	5		137.050	6
<b>Philippines</b>		24.850	5		20.950	8		20.350	6		23.250	7		21.950	8		21.700	7		133.050	7
<b>New Zealand</b>		23.950	7		22.050	7		14.750	8		25.450	6		22.350	7		14.625	8		123.175	8

# Pacific Alliance Gymnastics Championships

Gymnastics British Columbia • Burnaby, B.C. Canada • May 3-5, 2002



GymScore 2000

## SENIOR MEN • Day 1 - Team & A.A. • All Around Summary

			FX		PH		R		V		PB		HB		AA	
			SV	Score rk	SV	Score rk	SV	Score rk	SV	Score rk	SV	Score rk	SV	Score rk	SV	Score rk
128	HAMM, Paul	USA	10.0	<b>9.400</b> 1	9.7	<b>9.250</b> 3T	10.0	<b>9.600</b> 1T	9.7	<b>9.450</b> 2T	9.8	<b>9.150</b> 6T	9.8	<b>9.475</b> 1	59.0	<b>56.325</b> 1
129	MCCLURE, Brett	USA	9.3	<b>8.550</b> 15T	10.0	<b>9.250</b> 3T	9.6	<b>9.100</b> 9T	9.6	<b>9.325</b> 9	9.7	<b>9.000</b> 8	9.7	<b>9.250</b> 2	57.9	<b>54.475</b> 2
107	WEI, Yang	CHN	9.7	<b>8.950</b> 3T	10.0	<b>9.750</b> 1	10.0	<b>9.350</b> 5T	10.0	<b>9.400</b> 5T	10.0	<b>9.300</b> 4	8.9	<b>7.450</b> 19	58.6	<b>54.200</b> 3
127	TOWNSEND, Sean	USA	9.3	<b>8.700</b> 11T	9.8	<b>9.150</b> 6	10.0	<b>9.400</b> 4	9.8	<b>9.375</b> 8	9.7	<b>9.200</b> 5	9.2	<b>7.950</b> 16	57.8	<b>53.775</b> 4
102	ISTRIA, Damian	Aus	9.8	<b>8.800</b> 8T	9.5	<b>8.400</b> 14	10.0	<b>9.550</b> 3	9.7	<b>9.300</b> 10	9.2	<b>8.500</b> 13T	9.8	<b>9.125</b> 4	58.0	<b>53.675</b> 5
113	OGAWA, Yasuhiro	JPN	9.7	<b>8.750</b> 10	9.8	<b>9.050</b> 7T	9.8	<b>9.000</b> 11	9.8	<b>9.450</b> 2T	9.9	<b>9.350</b> 3	9.2	<b>8.050</b> 15	58.2	<b>53.650</b> 6
115	SHINOHARA, Keisuke	JPN	9.4	<b>8.950</b> 3T	9.6	<b>8.300</b> 15	9.3	<b>8.550</b> 13	9.7	<b>9.150</b> 13	10.0	<b>9.550</b> 1T	9.1	<b>8.450</b> 12	57.1	<b>52.950</b> 7
114	WAKAYAMA, Suguro	JPN	9.6	<b>8.900</b> 5T	9.5	<b>8.600</b> 11T	8.9	<b>8.300</b> 17	9.7	<b>9.425</b> 4	9.6	<b>8.550</b> 12	9.6	<b>8.850</b> 6T	56.9	<b>52.625</b> 8
105	KIKUCHI, David	CAN	9.2	<b>8.650</b> 13T	9.5	<b>8.650</b> 9T	9.5	<b>9.250</b> 7	9.5	<b>8.875</b> 19	9.3	<b>8.450</b> 15	9.2	<b>8.650</b> 8T	56.2	<b>52.525</b> 9
101	RIZZO, Philippe	Aus	9.7	<b>8.900</b> 5T	9.6	<b>8.600</b> 11T	8.9	<b>8.500</b> 14	9.3	<b>9.000</b> 16T	9.9	<b>8.600</b> 11	9.7	<b>8.650</b> 8T	57.1	<b>52.250</b> 10
103	BARTLETT, Ian	Aus	9.4	<b>8.800</b> 8T	9.3	<b>8.650</b> 9T	8.9	<b>8.350</b> 15T	9.5	<b>9.275</b> 11	9.3	<b>8.250</b> 16	9.7	<b>8.575</b> 10	56.1	<b>51.900</b> 11
106	GOLDING, Grant	CAN	9.6	<b>8.900</b> 5T	9.5	<b>7.750</b> 19T	9.8	<b>9.100</b> 9T	9.7	<b>9.475</b> 1	9.4	<b>8.500</b> 13T	9.2	<b>8.150</b> 13	57.2	<b>51.875</b> 12
104	IKEDA, Richard	CAN	9.3	<b>8.400</b> 19	9.3	<b>7.750</b> 19T	10.0	<b>9.150</b> 8	9.3	<b>8.700</b> 20	9.3	<b>8.900</b> 9	9.6	<b>8.925</b> 5	56.8	<b>51.825</b> 13
119	LOPEZ, Francisco	MEX	9.4	<b>8.550</b> 15T	9.4	<b>8.500</b> 13	8.9	<b>8.350</b> 15T	9.5	<b>9.100</b> 14	9.2	<b>8.650</b> 10	8.5	<b>6.800</b> 23	54.9	<b>49.950</b> 14
121	ALEMAN, Manuel	MEX	9.2	<b>8.200</b> 20	9.1	<b>8.150</b> 16T	9.5	<b>8.700</b> 12	9.7	<b>9.250</b> 12	8.9	<b>7.750</b> 17T	8.9	<b>7.850</b> 17	55.3	<b>49.900</b> 15
112	LAI, Kuo-Cheng	TPE	9.6	<b>8.700</b> 11T	8.6	<b>6.550</b> 24	10.0	<b>9.350</b> 5T	9.7	<b>9.050</b> 15	8.9	<b>7.700</b> 19	8.4	<b>6.950</b> 21T	55.2	<b>48.300</b> 16
124	RAMIREZ, Roel	PHI	9.7	<b>9.100</b> 2	9.0	<b>8.150</b> 16T	8.3	<b>6.350</b> 23	9.7	<b>9.400</b> 5T	9.0	<b>7.500</b> 21	9.0	<b>7.600</b> 18	54.7	<b>48.100</b> 17T
120	GARCIA, Julio	MEX	9.1	<b>7.750</b> 22	9.2	<b>7.500</b> 23	8.6	<b>7.750</b> 18T	9.7	<b>9.000</b> 16T	8.9	<b>7.250</b> 23	9.3	<b>8.850</b> 6T	54.8	<b>48.100</b> 17T
123	MUTAVDZIC, Mischa	NZL	8.3	<b>7.200</b> 24	8.2	<b>7.600</b> 22	8.0	<b>7.050</b> 22	8.9	<b>8.250</b> 22	8.8	<b>7.750</b> 17T	8.9	<b>8.075</b> 14	51.1	<b>45.925</b> 19
122	ROWE, Garrick	NZL	9.1	<b>8.650</b> 13T	7.8	<b>6.350</b> 25	8.7	<b>7.700</b> 20	9.3	<b>8.925</b> 18	8.8	<b>7.650</b> 20	8.3	<b>6.550</b> 24	52.0	<b>45.825</b> 20
109	FULIANG, Liang	CHN	9.5	<b>8.550</b> 15T	9.7	<b>9.250</b> 3T		<b>0.000</b> 25T	9.7	<b>9.400</b> 5T	10.0	<b>9.150</b> 6T	9.3	<b>8.500</b> 11	48.2	<b>44.850</b> 21
126	BRYDON SY, Bonnie	PHI	9.1	<b>8.500</b> 18	7.4	<b>5.150</b> 26	8.8	<b>7.750</b> 18T	8.5	<b>7.450</b> 23	8.9	<b>7.000</b> 24	8.8	<b>7.150</b> 20	51.5	<b>43.000</b> 22
125	RAMIREZ, AI	PHI	8.1	<b>7.250</b> 23	8.9	<b>7.650</b> 21	8.1	<b>6.250</b> 24	8.9	<b>6.400</b> 24	8.8	<b>7.450</b> 22	7.8	<b>6.950</b> 21T	50.6	<b>41.950</b> 23
108	XU, Huang	CHN		<b>0.000</b> 25T	10.0	<b>9.700</b> 2	10.0	<b>9.600</b> 1T		<b>0.000</b> 25T	10.0	<b>9.550</b> 1T	9.8	<b>9.150</b> 3	39.8	<b>38.000</b> 24
133	HOLYOAKE, Mark	NZL	8.9	<b>8.100</b> 21	9.0	<b>8.100</b> 18		<b>0.000</b> 25T	8.9	<b>8.275</b> 21	8.8	<b>6.950</b> 25		<b>0.000</b> 25T	35.6	<b>31.425</b> 25
116	ONN, Kwang Tung	MAS		<b>0.000</b> 25T	9.7	<b>9.050</b> 7T	9.0	<b>7.650</b> 21		<b>0.000</b> 25T		<b>0.000</b> 26T		<b>0.000</b> 25T	18.7	<b>16.700</b> 26

# Pacific Alliance Gymnastics Championships








Gymnastics British Columbia • Burnaby, B.C. Canada • May 3-5, 2002



GymScore 2000

## SENIOR MEN-2 • Day 1 - Team & A.A. • All Around Summary

*(Unofficial competitors  
- no awards)*

																							
			SV	Score	rk	SV	Score	rk	SV	Score	rk	SV	Score	rk									
132	DEZHI, Li	CHN	9.7	<b>9.200</b>	1	9.3	<b>7.800</b>	3	9.7	<b>8.850</b>	1	9.7	<b>9.475</b>	1	10.0	<b>9.300</b>	1	9.4	<b>8.800</b>	1	57.8	<b>53.425</b>	1
281	LANG, Scott	CAN	9.4	<b>8.900</b>	2	8.6	<b>7.550</b>	4	9.1	<b>8.400</b>	3	9.9	<b>9.425</b>	2	8.1	<b>6.900</b>	4	9.2	<b>8.725</b>	2	54.3	<b>49.900</b>	2
135	KRUNICK, Kris	CAN	8.9	<b>7.900</b>	4	9.5	<b>8.000</b>	2	8.8	<b>8.000</b>	4	9.3	<b>8.500</b>	4	9.0	<b>8.000</b>	2	8.3	<b>7.375</b>	5	53.8	<b>47.775</b>	3
131	GORDON, Chris	CAN		<b>0.000</b>	5T	8.6	<b>7.300</b>	5	9.1	<b>8.550</b>	2		<b>0.000</b>	5T	9.0	<b>7.500</b>	3	9.0	<b>7.750</b>	4	35.7	<b>31.100</b>	4
134	THORNTON, Todd	USA	9.5	<b>8.300</b>	3		<b>0.000</b>	6		<b>0.000</b>	5T	9.7	<b>9.200</b>	3		<b>0.000</b>	5T	9.4	<b>8.525</b>	3	28.6	<b>26.025</b>	5
280	IKEDA, Ken	CAN		<b>0.000</b>	5T	9.6	<b>8.950</b>	1		<b>0.000</b>	5T		<b>0.000</b>	5T		<b>0.000</b>	5T		<b>0.000</b>	6	9.6	<b>8.950</b>	6

# Pacific Alliance Gymnastics Championships

Gymnastics British Columbia • Burnaby, B.C. Canada • May 3-5, 2002



GymScore 2000

## JUNIOR MEN • Event Scores – Finals



### Floor Exercise

#### Day 2 - Event Finals

			<u>SV</u>	<u>Score</u>	<u>Rk</u>
140	O'NEILL, Brandon	CAN	9.8	9.250	1
146	ENDO, Masaki	JPN	9.6	9.200	2
148	MIZUTORI, Hidetoshi	JPN	9.6	9.050	3
153	NAKAMORI, Sho	USA	9.4	8.925	4
138	JEFFERIS, Joshua	Aus	9.2	8.450	5
118	OOI, Wei Siang	MAS	9.2	8.250	6



### Vault

#### Day 2 - Event Finals

			<u>SV</u>	<u>Score</u>	<u>Rk</u>
140	O'NEILL, Brandon	CAN	9.7	9.425	1
152	BUCHER, DJ	USA	9.7	9.087	2
146	ENDO, Masaki	JPN	9.3	8.975	3
150	LOPEZ, Santiago	MEX	9.3	8.337	4
139	LORENZ, Karl	Aus	9.3	8.300	5
145	HUANG, Tai-I	TPE	8.8	8.125	6



### Pommel Horse

#### Day 2 - Event Finals

			<u>SV</u>	<u>Score</u>	<u>Rk</u>
139	LORENZ, Karl	Aus	9.5	9.200	1
146	ENDO, Masaki	JPN	9.5	9.050	2
159	HENDERSON, Jamie	USA	9.3	8.850	3
153	NAKAMORI, Sho	USA	9.2	8.250	4
145	HUANG, Tai-I	TPE	9.2	8.200	5
149	MONREAL, Miguel	MEX	9.0	8.050	6



### Parallel Bars

#### Day 2 - Event Finals

			<u>SV</u>	<u>Score</u>	<u>Rk</u>
152	BUCHER, DJ	USA	10.0	9.250	1
153	NAKAMORI, Sho	USA	9.5	9.100	2
146	ENDO, Masaki	JPN	9.7	9.025	3
138	JEFFERIS, Joshua	Aus	9.4	9.000	4
148	MIZUTORI, Hidetoshi	JPN	9.4	8.950	5
140	O'NEILL, Brandon	CAN	9.4	8.525	6



### Rings

#### Day 2 - Event Finals

			<u>SV</u>	<u>Score</u>	<u>Rk</u>
159	HENDERSON, Jamie	USA	9.8	9.350	1
152	BUCHER, DJ	USA	9.4	8.825	2
138	JEFFERIS, Joshua	Aus	9.2	8.600	3
146	ENDO, Masaki	JPN	9.1	8.250	4
118	OOI, Wei Siang	MAS	8.8	7.900	5
142	RYAN, Matthew	CAN	8.8	7.700	6



### Horizontal Bar

#### Day 2 - Event Finals

			<u>SV</u>	<u>Score</u>	<u>Rk</u>
148	MIZUTORI, Hidetoshi	JPN	10.0	9.350	1
146	ENDO, Masaki	JPN	9.5	8.825	2
138	JEFFERIS, Joshua	Aus	9.2	8.775	3
159	HENDERSON, Jamie	USA	8.9	8.450	4
142	RYAN, Matthew	CAN	9.1	8.050	5
153	NAKAMORI, Sho	USA	6.4	5.650	6

Pacific Alliance - 2002

Sorry - Junior Men results  
for day 1 and team scores  
are unavailable.

- 54