

1998 Pacific Alliance Gymnastics Championships

Hosted by the Manitoba Gymnastics Association • Winnipeg, Manitoba, Canada • July 10-12, 1998

WOMEN 1B – Team, AA & Preliminary Competition

AA Results



#	Gymnast	Country	Vault (Aver. of 2)			Uneven Bars			Balance Beam			Floor Exercise			All Around (Total)		
			SV	Score	Rank	SV	Score	Rank	SV	Score	Rank	SV	Score	Rank	SV	Score	Rank
485	Kristen Maloney	USA	9.9	9.237	3	10.0	9.700	3 T	10.0	9.725	1	10.0	9.675	2	39.90	38.337	1
491	Zeena McLaughlin	AUS	9.7	9.262	2	10.0	9.600	6 T	10.0	9.525	2	10.0	9.600	4	39.65	37.987	2
488	Sierra Sapunar	USA	9.6	9.150	7 T	10.0	9.675	5	9.9	9.500	3	9.8	9.450	7	39.30	37.775	3
276	Huang Mandan	CHN	9.6	9.012	10	10.0	9.800	1 T	9.7	9.125	10 T	9.9	9.275	11 T	39.20	37.212	4
484	Vanessa Atler	USA	9.9	9.150	7 T	9.5	9.175	14 T	9.7	8.925	13	10.0	9.775	1	39.10	37.025	5
490	Melinda Cleland	AUS	9.6	8.987	11 T	9.8	9.425	10	9.8	9.350	5 T	9.6	8.975	17	38.80	36.737	6
493	Ann Maree Vallence	AUS	9.5	8.987	11 T	9.8	9.250	13	9.7	8.875	15	10.0	9.525	6	39.00	36.637	7
288	Kana Yamawaki	JPN	9.7	8.987	11 T	9.9	9.150	16	9.8	9.150	8 T	9.9	9.300	10	39.30	36.587	8
273	Rao Meizhen	CHN	9.6	8.912	18	10.0	9.700	3 T	9.6	8.225	21 T	9.9	9.575	5	39.10	36.412	9
272	Peng Sha	CHN	9.6	9.175	5	9.9	8.775	21	10.0	9.400	4	9.6	9.025	15	39.10	36.375	10
489	Brooke Walker	AUS	9.3	8.600	27	9.9	9.450	9	10.0	9.350	6 T	9.6	8.950	18	38.80	36.350	11
270	Lise Leveille	Can1	9.5	8.850	19 T	9.6	9.175	15 T	9.8	9.225	7	9.6	9.000	16	38.50	36.250	12
287	Akiko Kawai	JPN	9.6	8.925	17	10.0	9.550	8	9.4	8.625	19	9.7	9.100	13	38.70	36.200	13
262	Katie Rowland	Can1	9.5	9.162	6	9.6	8.650	22	9.4	8.725	16	10.0	9.625	3	38.50	36.162	14
265	Katie McAvoy	Can1	9.6	9.037	9	9.7	9.300	12	9.5	8.900	14	9.6	8.800	22	38.40	36.037	15
264	Véronique Leclerc	Can1	9.6	9.212	4	9.6	8.450	23	9.6	9.125	10 T	9.5	9.075	14	38.30	35.862	16
297	Laura Robertson	NZL	9.5	8.537	29 T	9.6	9.050	18	9.4	8.650	17 T	9.6	8.625	24	38.10	34.862	17
291	Brenda Magana	MEX	9.9	9.337	1	9.7	8.950	19	9.3	7.675	29	9.0	8.325	26 T	37.90	34.287	18
295	Lizette Zuniga	MEX	9.5	8.937	16	9.0	8.050	26	9.1	7.925	25	9.1	8.325	28 T	36.70	33.237	19
279	Monica Vargas	COL	9.3	8.650	25	9.5	8.875	20	9.2	7.900	26 T	9.3	7.750	34	37.30	33.175	20
299	Sarah Wood	NZL	9.3	8.537	29 T	9.0	8.400	24	8.9	7.875	28	9.3	8.325	26 T	36.50	33.137	21
298	Danielle Hart	NZL	9.3	8.662	24	9.3	8.100	25	9.3	7.600	31 T	9.5	8.675	23	37.40	33.037	22
278	Di-Hsuoan Chiang	TPE	9.3	8.437	31	9.0	7.550	30	9.1	8.125	23	9.2	8.575	25	36.60	32.687	23
259	Ernadia Os'hara Omar	MAL	9.3	8.400	32	9.0	7.900	28	9.1	8.225	21 T	9.0	8.050	32	36.40	32.575	24
257	Ai Li Yen	MAL	9.6	8.150	35	9.0	7.925	27	9.5	7.600	32 T	9.5	8.875	19 T	37.60	32.550	25
294	Estepani Martinez	MEX	9.3	8.762	22	7.8	6.450	32	9.6	8.525	20	9.0	8.175	30 T	35.70	31.912	26
260	Chang Siew Ting	MAL	9.5	8.775	21	9.2	7.450	31	8.8	7.125	34	9.0	8.175	30 T	36.50	31.525	27
282	Sin-Man Chueng	HKG	9.6	8.700	23	6.4	5.025	33	9.3	8.100	24	9.6	8.875	19 T	34.90	30.700	28
283	Sin-Ting Lau	HKG	9.5	8.612	26	5.6	4.350	34	9.1	7.650	30	9.2	7.950	33	33.40	28.562	29
487	Elise Ray	USA				10.0	9.800	1 T	9.7	9.150	9 T	10.0	9.375	8 T	29.70	28.325	30
285	Risa Sugawara	JPN				9.9	9.375	11	9.7	8.975	12	10.0	9.375	8 T	29.60	27.725	31
289	Naoko Nakase	JPN	9.5	8.850	19 T	9.7	9.125	17				9.6	8.875	19 T	28.80	26.850	32
274	Bai Chunyue	CHN	9.6	8.550	28				9.7	8.650	18 T	9.8	9.275	11 T	29.10	26.475	33
258	Lim Wai Chi	MAL	9.5	8.275	34				9.2	7.900	26 T	9.1	8.325	28 T	27.80	24.500	34
286	Shigeko Hujii	JPN	9.5	8.950	15				9.1	7.300	33				18.60	16.250	35
275	Xu Jing	CHN				10.0	9.600	6 T							10.00	9.600	36
436	Kendall Beck	USA	9.5	8.975	14										9.50	8.975	37
284	Kit-Sum Lai	HKG	9.3	8.300	33										9.30	8.300	38
261	K. Kavita	MAL				9.0	7.800	29							9.00	7.800	39
269	Krista Hirose	Can1															~
492	Leah Henville	AUS															~

Exhibition Gymnasts	Country	Vault (Aver. of 2)			Uneven Bars			Balance Beam			Floor Exercise			All Around (Total)			
		SV	Score	Rank	SV	Score	Rank	SV	Score	Rank	SV	Score	Rank	SV	Score	Rank	
263	Kim Allan	Can2	9.3	8.287	~	9.3	8.100	~	9.4	8.275	~		~	28.00	24.662	~	
267	Megan Dash	Can2	9.3	8.575	~		~		9.4	7.825	~	9.4	8.600	~	28.10	25.000	~
268	Amélie Plante	Can2	9.3	8.625	~	9.4	8.150	~	9.4	7.850	~	9.4	8.725	~	37.50	33.350	~
271	Jholeen Ponce	Can2	9.3	8.812	~	9.0	7.600	~	9.8	8.375	~	9.3	8.875	~	37.40	33.662	~

AK

1998 Pacific Alliance Gymnastics Championships

Hosted by the Manitoba Gymnastics Association • Winnipeg, Manitoba, Canada • July 10-12, 1998

WOMEN — AA & Preliminary Competition

Team Results



Best 3 scores of 4

Vault (Aver. of 2)

Uneven Bars

Balance Beam

Floor Exercise


All Around (Total)


	Vault (Aver. of 2)	Uneven Bars	Balance Beam	Floor Exercise	All Around (Total)
United States	27.537 1	29.175 1	28.375 1	28.900 1	113.987 1
Australia	27.236 3	28.475 3	28.225 2	28.100 3	112.036 2
China	27.099 4	29.100 2	27.175 4	28.125 2	111.499 3
Canada #1	27.411 2	27.125 5	27.250 3	27.700 5	109.486 4
Japan	26.862 6	28.075 4	26.750 5	27.775 4	109.462 5
New Zealand	25.736 7	25.550 6	24.125 6T	25.625 6	101.036 6
Mexico	27.036 5	23.450 8	24.125 6T	24.825 8	99.436 7
Malaysia	25.450 9	23.625 7	23.725 8	25.375 7	98.175 8
Hong Kong	25.612 8	9.375 9	15.750 9	16.825 9	67.562 9


1998 Pacific Alliance Gymnastics Championships


Hosted by the Manitoba Gymnastics Association • Winnipeg, Manitoba, Canada • July 10-12, 1998

WOMEN — Event Finals — Results

			A Score		Deductions						B Score		Score	Penalty	Final Score	Rank
			Start Value	Average Deduction	A1	A2	B1	B2	B3	B4	A - B					
	Uneven Bars															
276	Huang Mandan	CHN	10.0	0.15	0.20	0.25	0.25	0.25	0.15	0.2125	9.787		9.787	1		
487	Elise Ray	USA	10.0	0.30	0.30	0.25	0.25	0.25	0.25	0.2625	9.737		9.737	2		
273	Rao Meizhen	CHN	10.0	0.30	0.30	0.40	0.45	0.50	0.45	0.4000	9.600		9.600	3		
485	Kristen Maloney	USA	10.0	0.55	0.45	0.35	0.50	0.45	0.45	0.4625	9.537		9.537	4		
491	Zeena McLaughlin	AUS	10.0	0.60	0.50	0.50	0.55	0.40	0.35	0.4875	9.512		9.512	5		
489	Brooke Walker	AUS	9.9	0.45	0.50	0.45	0.45	0.50	0.40	0.4625	9.437		9.437	6		
285	Risa Sugawara	JPN	9.9	0.55	0.50	0.45	0.45	0.50	0.55	0.5000	9.400		9.400	7		
287	Akiko Kawai	JPN	10.0	0.90	0.95	0.80	0.85	0.95	0.95	0.9125	9.087		9.087	8		

			A Score		Deductions						B Score		Score	Penalty	Final Score	Rank
			Start Value	Average Deduction	A1	A2	B1	B2	B3	B4	A - B					
	Balance Beam															
491	Zeena McLaughlin	AUS	10.0	0.40	0.80	0.30	0.45	0.55	0.45	0.4625	9.537		9.537	1		
490	Melinda Cleland	AUS	10.0	0.40	0.60	0.40	0.40	0.60	0.60	0.5000	9.500		9.500	2		
485	Kristen Maloney	USA	10.0	0.40	0.50	0.60	0.55	0.50	0.55	0.5250	9.475		9.475	3T		
272	Peng Sha	CHN	10.0	0.50	0.45	0.60	0.60	0.50	0.50	0.5250	9.475		9.475	3T		
270	Lise Leveille	Can1	9.9	0.60	0.50	0.50	0.40	0.50	0.45	0.4875	9.412		9.412	5		
488	Sierra Sapunar	USA	9.8	0.45	0.85	0.40	0.25	0.35	0.40	0.4000	9.400		9.400	6		
288	Kana Yamawaki	JPN	9.8	1.00	1.20	1.10	0.80	1.10	1.00	1.0500	8.750		8.750	7		
276	Huang Mandan	CHN	9.8	1.20	1.10	1.40	1.40	1.10	1.10	1.2000	8.600		8.600	8		

			A Score		Deductions						B Score		Score	Penalty	Final Score	Rank
			Start Value	Average Deduction	A1	A2	B1	B2	B3	B4	A - B					
	Floor Exercise															
484	Vanessa Adler	USA	10.0	0.20	0.20	0.20	0.30	0.40	0.25	0.2375	9.762		9.762	1		
491	Zeena McLaughlin	AUS	10.0	0.50	0.40	0.25	0.45	0.40	0.35	0.4000	9.600		9.600	2		
262	Katie Rowland	Can1	10.0	0.50	0.55	0.45	0.35	0.30	0.45	0.4375	9.562		9.562	3		
493	Ann Maree Vallence	AUS	10.0	0.55	0.45	0.40	0.45	0.50	0.40	0.4500	9.550		9.550	4		
273	Rao Meizhen	CHN	9.9	0.40	0.40	0.30	0.45	0.25	0.55	0.3875	9.512		9.512	5		
285	Risa Sugawara	JPN	10.0	0.35	0.50	0.35	0.50	0.40	0.50	0.4375	9.562	0.1	9.462	6		
488	Sierra Sapunar	USA	9.8	0.35	0.35	0.30	0.40	0.30	0.45	0.3500	9.450		9.450	7T		
288	Kana Yamawaki	JPN	9.9	0.45	0.50	0.45	0.50	0.40	0.40	0.4500	9.450		9.450	7T		








			A Score		Deductions						B	Indiv. Penalty	Each Score	Penalty	Final Score	Rank
			Start Value	Average Deduction	A1	A2	B1	B2	B3	B4						
	Vault															
484	Vanessa Adler	USA	9.9	0.55	0.60	0.60	0.40	0.55	0.45	0.5375	9.362		9.362			
			9.9	0.40	0.35	0.30	0.20	0.35	0.50	0.3500	9.550		9.550		9.456	1
291	Brenda Magana	MEX	9.9	0.40	0.40	0.50	0.80	0.60	0.45	0.4875	9.412		9.412			
			9.5	0.35	0.30	0.35	0.30	0.25	0.30	0.3125	9.187		9.187		9.299	2
264	Véronique Leclerc	Can1	9.6	0.45	0.50	0.65	0.40	0.35	0.60	0.4875	9.112		9.112			
			9.3	0.40	0.60	0.40	0.35	0.30	0.40	0.3875	8.912		8.912		9.012	3
276	Huang Mandan	CHN	9.6	0.80	0.75	0.80	0.75	0.70	0.80	0.7750	8.825		8.825			
			9.3	0.35	0.45	0.40	0.35	0.45	0.50	0.4125	8.887		8.887		8.856	4
272	Peng Sha	CHN	9.5	1.00	0.70	0.70	0.80	1.10	0.70	0.8000	8.700	0.2	8.500			
			9.3	0.50	0.40	0.45	0.45	0.80	0.90	0.5500	8.750		8.750		8.625	5
491	Zeena McLaughlin	AUS	9.8	1.10	1.10	1.00	0.85	1.20	1.20	1.1000	8.700		8.700			
			9.8	0.40	0.35	0.35	0.30	0.35	0.45	0.3625	9.437		9.437	1.0	8.068	6
490	Melinda Cleland	AUS	9.6	0.90	0.80	0.75	0.75	0.70	0.75	0.7625	8.837		8.837			
			9.6	0.80	0.60	0.60	0.60	0.80	0.85	0.7000	8.900		8.900	1.0	7.868	7
265	Katie McAvoy	Can1	9.6	0.50	0.35	0.75	0.65	0.55	0.35	0.5125	9.087		9.087			
			9.6	1.40	1.30	1.20	1.10	1.20	1.20	1.2250	8.375		8.375	1.0	7.731	8








fu

1998 Pacific Alliance Gymnastics Championships

Hosted by the Manitoba Gymnastics Association • Winnipeg, Manitoba, Canada • July 10-12, 1998

MEN 1B – AA & Preliminary Competition

#	Gymnast	Country	 Floor Exercise			 Pommel Horse			 Still Rings			 Long Vault			 Parallel Bars			 Horizontal Bar			 All Around (Total)		
			SV	Score	Rank	SV	Score	Rank	SV	Score	Rank	SV	Score	Rank	SV	Score	Rank	SV	Score	Rank	SV	Score	Rank
498	Andrei Kravtsov	AUS	9.8	9.000	7 T	9.9	8.950	9	9.3	8.800	15	9.8	9.300	10	10.0	9.800	1	9.9	9.450	3 T	58.7	55.300	1
389	Xing Aowei	CHN	10.0	9.150	5 T	10.0	9.550	1 T	8.9	7.800	27	9.8	9.450	7	9.8	9.500	2	9.8	9.550	2	58.3	55.000	2
388	Lu Bin	CHN	9.8	9.150	5 T	10.0	9.550	1 T	9.4	7.900	26	9.8	9.600	1	9.8	9.225	7	9.9	9.200	10 T	58.7	54.625	3
497	Bret Hudson	AUS	9.8	8.900	10 T	9.8	8.400	19 T	9.9	9.000	11 T	9.8	9.500	2 T	9.3	8.850	18 T	10.0	9.750	1	58.6	54.400	4
419	Tatsuya Yamada	JPN	9.9	9.200	2 T	9.3	7.900	29 T	10.0	9.600	2 T	9.8	9.000	22 T	9.3	8.700	22	9.8	9.450	3 T	58.1	53.850	5
416	Mutsumi Harada	JPN	9.2	8.200	27	9.3	8.450	18	9.9	9.150	9 T	10.0	8.950	24 T	9.6	9.150	8	9.8	9.400	5 T	57.8	53.300	6
445	John Roethlisberger	USA	9.0	7.950	33 T	9.6	8.650	13	9.8	9.200	8	9.6	9.200	13 T	9.4	8.850	18 T	9.6	9.000	15 T	57.0	52.850	7
496	Brennon Dowrick	AUS	9.4	8.750	13	9.1	7.350	36 T	9.6	9.000	11 T	9.4	9.100	16 T	9.3	9.000	13	9.8	9.400	5 T	56.6	52.600	8
383	Kris Burley	Can1	9.4	8.950	9	9.3	8.050	26 T	9.2	8.750	16	9.4	8.950	24 T	9.3	8.200	28	9.7	9.350	7	56.3	52.250	9
399	Leonardo Gonzalez	COL	9.1	8.250	25 T	9.1	8.350	21	9.4	8.600	19 T	9.8	8.600	34	9.3	9.075	9	9.0	7.900	33 T	54.7	50.775	10
421	Eduardo Haro Tufino	MEX	9.1	8.350	22	9.3	8.500	14 T	9.0	8.250	23	9.6	8.950	24 T	9.3	8.800	20	8.9	7.900	33 T	55.2	50.750	11
397	Noe Rodríguez	COL	9.7	8.900	10 T	9.2	7.900	29 T	8.3	7.600	29 T	9.6	9.100	16 T	9.0	7.600	37 T	9.3	8.700	22	55.1	49.800	12
398	Alexander Bangel	COL	8.8	7.700	38	9.9	8.900	10	7.9	6.700	39	8.6	7.700	44	9.4	8.900	16 T	9.5	9.050	14	54.1	48.950	13
420	Francisco Lopez	MEX	9.1	8.050	29 T	8.8	7.600	33	9.2	7.600	29 T	9.6	9.150	15	9.3	8.050	30	9.2	8.400	29	55.2	48.850	14
370	Loke Yik Siang	MAL	9.3	8.000	32	9.7	8.750	11 T	8.7	6.600	40 T	9.6	8.750	30 T	9.1	7.600	37 T	10.0	9.100	12 T	56.4	48.800	15
387	Zhao Zhe	CHN	10.0	9.200	2 T	10.0	9.050	6	10.0	9.650	1	9.8	9.500	2 T	9.8	9.325	3 T				49.6	46.725	16
443	Blaine Wilson	USA	10.0	9.200	2 T	9.9	9.000	7 T	10.0	9.500	6	10.0	9.200	13 T	9.8	9.250	5 T				49.7	46.150	17
396	Diego Estrada	COL	8.6	7.600	39 T	7.9	6.950	39 T	8.6	7.350	34	8.8	8.350	41 T	9.2	8.550	26	8.3	6.800	42	51.4	45.600	18
386	Zhao Shen	CHN				9.6	8.500	14 T	10.0	9.550	4 T	9.9	9.500	2 T	9.7	8.925	15	9.8	8.950	17	49.0	45.425	19
446	Sean Townsend	USA	9.4	8.600	15 T				9.8	8.900	13	10.0	9.400	8	9.8	9.050	10 T	9.5	8.850	20	48.5	44.800	20
382	Richard Ikeda	Can1	9.5	8.850	12	9.9	9.000	7 T				9.4	8.450	37 T	9.4	9.050	10 T	9.6	9.250	9	47.8	44.600	21
378	Roshan Amendra	Can1	9.1	8.400	20 T	9.5	8.500	14 T	9.1	8.500	21	9.4	8.900	28				9.7	9.300	8	46.8	43.600	22
415	Yasuhiro Ogawa	JPN	9.4	8.500	19				9.6	8.300	22	10.0	8.800	29	9.8	9.050	10 T	9.3	8.450	27 T	48.1	43.100	23
432	David Phillips	NZL	9.3	8.600	15 T				8.4	7.150	36	9.4	8.750	30 T	9.4	8.900	16 T	9.0	8.550	25 T	45.5	41.950	24
394	Yu-Jen Lu	TPE	9.1	8.650	14	9.6	8.300	22	9.9	9.150	9 T				9.3	8.600	25	8.7	6.850	41	46.6	41.550	25
395	Yung-Hsi Lin	TPE	9.1	8.550	17 T	9.3	8.200	24 T	8.7	7.600	29 T	10.0	9.050	19 T				8.8	7.650	36	45.9	41.050	26
393	Kuan-Hui Chen	TPE	8.8	8.050	29 T				10.0	9.350	7	9.0	8.500	36	8.7	8.100	29	8.7	7.000	39	45.2	41.000	27
439	Aekaraj Chankroong	THA	7.9	7.150	43 T	9.6	7.700	32	9.6	8.850	14	9.0	8.550	35				8.8	7.250	37	44.9	39.500	28
483	Shane Lyons	NZL	8.7	7.600	39 T	9.0	8.050	26 T	8.7	7.500	32 T	9.0	8.425	40	8.9	7.700	36				44.3	39.275	29
433	Paul Mikkelsen	NZL				8.5	6.800	41	8.7	8.000	25	9.0	8.450	37 T	8.7	7.500	39	8.8	8.100	32	43.7	38.850	30
373	Heng Wah Jing	MAL	8.9	7.900	35	8.8	7.450	34	8.6	6.950	37 T				8.7	7.850	32 T	9.5	8.450	27 T	44.5	38.600	31
434	Brendan Wilde	NZL	8.9	8.250	25 T	8.4	6.950	39 T	8.6	7.200	35				8.8	7.800	34 T	8.8	8.200	31	43.5	38.400	32
430	Rafael Garcia Diaz	MEX	8.8	7.800	36 T				9.0	7.750	28	9.4	8.300	43	8.7	7.450	40	8.4	6.900	40	44.3	38.200	33
374	Zulkamain Majid	MAL	8.7	7.800	36 T				8.0	5.650	42	9.4	8.650	32	8.8	7.350	41	9.0	7.900	33 T	43.9	37.350	34
418	Shigeru Kurihara	JPN				9.6	8.750	11 T	10.0	9.550	4 T	9.6	9.250	11 T	9.8	9.325	3 T				39.0	36.875	35
438	Amornthep Unchai	THA				9.9	9.150	5	10.0	9.600	2 T	9.4	9.100	16 T	9.6	8.750	21				38.9	36.600	36
379	Sebastien Fortier	Can1	9.8	9.250	1				9.3	8.650	18	9.6	9.250	11 T	9.3	8.675	23				38.0	35.825	37
441	Sattra Suwansa	THA				9.9	9.250	4	9.3	8.150	24				9.6	9.250	5 T	9.9	9.100	12 T	38.7	35.750	38
444	Chris Young	USA	9.6	9.000	7 T	9.5	8.200	24 T				10.0	9.500	2 T				9.3	8.650	23 T	38.4	35.350	39
392	Nien-Kuang Tung	TPE	8.9	8.100	28	9.6	8.400	19 T				9.8	9.475	6	8.7	7.850	32 T				37.0	33.825	40
431	Julio Garcia Cantu	MEX	8.9	7.550	41	9.0	7.750	31				9.8	9.350	9				9.5	8.900	18 T	37.2	33.550	41
440	Ravis Sampoonachot	THA	9.1	7.950	33 T	9.8	8.000	28				9.4	9.050	19 T	9.2	8.350	27				37.5	33.350	42
381	Rhett Stinson	Can1				9.1	7.400	35	9.1	8.700	17				9.0	7.950	31	9.6	9.200	10 T	36.8	33.250	43
372	Onn Kwang Tung	MAL				9.5	8.250	23	8.7	6.600	40 T	9.4	8.350	41 T				9.5	9.000	15 T	37.1	32.200	44
442	Saran Suwansa	THA	8.6	7.150	43 T				8.8	7.500	32 T				9.1	7.200	42	9.7	8.550	25 T	36.2	30.400	45
375	Ahmad Fadil	MAL	8.6	7.450	42	8.6	6.750	42				9.6	9.050	19 T	8.4	7.050	43				35.2	30.300	46
435	Tim De-Alwis	NZL	8.9	8.300	23 T	8.3	5.550	43				9.2	8.450	37 T				8.0	7.200	38	34.4	29.500	47
447	Yewki Tomita	USA				10.0	9.300	3							9.5	8.650	24	9.6	8.900	18 T	29.1	26.850	48
499	Daniel Grigson	AUS				9.2	8.500	14 T	9.3	8.600	19 T				9.4	8.975	14				27.9	26.075	49
500	Adrian Looney	AUS	9.0	8.400	20 T							9.4	9.000	22 T				9.7	8.650	23 T	28.1	26.050	50
417	Suguro Wakayama	JPN	9.7	8.550	17 T	9.0	7.200	38							9.2	8.250	30				27.9	24.000	51
422	Manuel Salazar Osorio	MEX				8.9	7.350	36 T	8.8	6.950	37 T				8.9	7.800	34 T				26.6	22.100	52
401	Chi-Fung Leung	HKG	9.5	8.050	29 T	6.4	5.350	45				9.0	8.625	33							24.9	22.025	53
402	Kwok-Yan Yip	HKG	8.1	6.900	45	6.6	5.500	44				9.4	8.950	24 T							24.1	21.350	54
390	Yang Tao	CHN	9.1	8.300	23 T													9.6	8.800	21	18.7	17.100	55

Exhibition Gymnasts																							
385	Ben Fleming	Can2	9.3	8.900	-	9.3	8.600	-	8.8	8.300	-	9.4	8.900	-	8.8	8.250	-	8.6	7.400	-	54.2	50.350	(12)
384	Darin Good	Can2	9.2	8.250	-	8.9	6.850	-	9.9	9.200	-	9.6	9.100	-	9.0	8.000	-	8.9	8.450	-	55.5	49.850	(13)

1998 Pacific Alliance Gymnastics Championships

Hosted by the Manitoba Gymnastics Association • Winnipeg, Manitoba, Canada • July 10-12, 1998

MEN 1B – Team, AA & Preliminary Competition



Floor Exercise



Pommel Horse



Still Rings



Long Vault



Parallel Bars



Horizontal Bar



All Around (Total)


Gymnast

Country SV Score Rank SV Score Rank SV Score Rank SV Score Rank SV Score Rank SV Score Rank SV Score Rank

TEAM SCORES

Country	SV	Score	Rank	SV	Score	Rank	SV	Score	Rank	SV	Score	Rank	SV	Score	Rank	SV	Score	Rank	
China		27.500		28.150		27.100		28.600		28.050		27.700		167.100					1
Australia		26.650		25.850		26.800		27.900		27.775		28.600		163.575					2
United States		26.800		26.950		27.600		28.100		27.150		26.750		163.350					3
Japan		26.250		25.100		28.300		27.200		27.525		27.300		161.675					4
Canada		27.050		25.550		26.100		27.100		25.925		27.900		159.625					5
Thailand		22.250		26.400		26.600		26.700		26.350		24.900		153.200					6
Columbia		24.850		25.150		23.550		26.050		26.525		25.650		151.775					7
Chinese Taipei		25.300		24.900		26.100		27.025		24.550		21.500		149.375					8
Mexico		24.200		23.850		23.600		27.450		24.650		25.200		148.950					9
New Zealand		25.150		21.800		22.700		25.650		24.400		24.850		144.550					10
Malaysia		23.700		24.450		20.150		26.450		22.800		26.550*		144.100*					11

Revised
 Sect. 10:00 am



1998 Pacific Alliance Gymnastics Championships

Hosted by the Manitoba Gymnastics Association • Winnipeg, Manitoba, Canada • July 10-12, 1998

MEN — EVENT FINALS — RESULTS

				A Score	Deductions				B Score	Penalty	Each Score	(Average) Final Score	Rank	
Vault					Start Value	B1	B2	B3						B4
1	387	Zhao Zhe	CHN	9.8	0.65	0.5	0.4	0.5	0.500	9.300		9.300	9.400	1
				9.8	0.45	0.3	0.3	0.3	0.300	9.500		9.500		
2	497	Bret Hudson	AUS	9.8	0.45	0.4	0.5	0.5	0.475	9.325		9.325	9.275	2
				9.6	0.35	0.3	0.6	0.4	0.375	9.225		9.225		
3	388	Lu Bin	CHN	9.8	0.35	0.4	0.3	0.25	0.325	9.475		9.475	9.262	3
				9.5	0.4	0.5	0.4	0.6	0.450	9.050		9.050		
4	392	Nien-Kuang Tung	TPE	9.8	0.4	0.25	0.3	0.45	0.350	9.450		9.450	9.237	4
				9.4	0.35	0.35	0.4	0.4	0.375	9.025		9.025		
5	431	Julio Garcia Cantu	MEX	9.8	0.6	0.35	0.7	0.4	0.500	9.300		9.300	9.137	5
				9.8	0.85	0.6	0.8	0.9	0.825	8.975		8.975		
6	446	Sean Townsend	USA	10.0	0.85	0.9	1.2	1	0.950	9.050		9.050	9.025	6
				9.4	0.25	0.3	0.6	0.5	0.400	9.000		9.000		
7	379	Sebastien Fortier	Can1	9.6	0.5	0.5	0.5	0.5	0.500	9.100		9.100	8.775	7
				9.0	0.65	0.45	0.6	0.5	0.550	8.450		8.450		
8	444	Chris Young	USA	0.0					0.000	0.000		0.000	4.450	8
				9.4	0.5	0.5	0.5	0.3	0.500	8.900		8.900		

				A Score	Deductions				B Score	Score	Penalty	Final Score	Rank
Parallel Bars					Start Value	B1	B2	B3					
1	498	Andrei Kravtsov	AUS	9.9	0.35	0.3	0.2	0.25	0.275	9.625		9.625	1
2	389	Xing Aowei	CHN	9.7	0.55	0.3	0.3	0.35	0.325	9.375		9.375	2T
3	387	Zhao Zhe	CHN	9.9	0.6	0.45	0.6	0.45	0.525	9.375		9.375	2T
4	446	Sean Townsend	USA	10.0	0.45	0.55	0.75	0.8	0.650	9.350		9.350	4
5	441	Sattra Suwansa	THA	9.5	0.55	0.45	0.4	0.6	0.500	9.000		9.000	5
6	418	Shigeru Kurihara	JPN	9.7	0.75	1	0.6	0.9	0.825	8.875		8.875	6
7	399	Leonardo Gonzalez	COL	9.2	0.85	0.9	0.8	0.8	0.825	8.375		8.375	7
8	416	Mutsumi Harada	JPN	9.2	1	0.9	1	1	1.000	8.200		8.200	8

				A Score	Deductions				B Score	Score	Penalty	Final Score	Rank
Horizontal Bar					Start Value	B1	B2	B3					
1	497	Bret Hudson	AUS	10.0	0.3	0.45	0.3	0.3	0.300	9.700		9.700	1
2	496	Brennon Dowrick	AUS	9.8	0.3	0.3	0.25	0.3	0.300	9.500		9.500	2
3	389	Xing Aowei	CHN	9.9	0.4	0.5	0.45	0.3	0.425	9.475		9.475	3
4	416	Mutsumi Harada	JPN	10.0	0.55	0.6	0.6	0.5	0.575	9.425		9.425	4
5	383	Kris Burley	Can1	9.7	0.3	0.6	0.45	0.4	0.425	9.275		9.275	5
6	388	Lu Bin	CHN	9.7	0.7	0.9	1.2	1.1	1.000	8.700		8.700	6
7	378	Roshan Amendra	Can1	9.4	0.9	1	0.7	0.7	0.800	8.600		8.600	7
8	419	Tatsuya Yamada	JPN	9.5	0.8	1.1	0.7	1.3	0.950	8.550		8.550	8

1998 Pacific Alliance Gymnastics Championships

Hosted by the Manitoba Gymnastics Association • Winnipeg, Manitoba, Canada • July 10-12, 1998

MEN — EVENT FINALS — RESULTS

Order	Floor Exercise	A Score Start Value	Deductions				B Score Average Deduction	Score A - B	Penalty	Final Score	Rank
			B1	B2	B3	B4					
1	389 Xing Aowei CHN	10.0	0.8	0.5	0.5	0.7	0.600	9.400		9.400	1
2	498 Andrei Kravtsov AUS	9.9	0.7	0.5	0.45	0.6	0.550	9.350		9.350	2
3	383 Kris Burley Can1	9.4	0.6	0.3	0.4	0.4	0.400	9.000		9.000	3
4	497 Bret Hudson AUS	9.8	0.8	0.8	0.8	1.1	0.800	9.000	0.2	8.800	4
5	419 Tatsuya Yamada JPN	9.5	0.6	0.8	1.2	0.6	0.700	8.800	0.2	8.600	5
6	379 Sebastien Fortier Can1	9.4	0.6	0.7	0.9	1	0.800	8.600	0.1	8.500	6
7	444 Chris Young USA	9.4	0.9	0.8	1.1	1.2	1.000	8.400		8.400	7
8	387 Zhao Zhe CHN	9.6	1.4	1.5	1.4	1.3	1.400	8.200	0.1	8.100	8

Order	Pommel Horse	A Score Start Value	Deductions				B Score Average Deduction	Score A - B	Penalty	Final Score	Rank
			B1	B2	B3	B4					
1	389 Xing Aowei CHN	10.0	0.3	0.4	0.3	0.35	0.325	9.675		9.675	1
2	498 Andrei Kravtsov AUS	10.0	0.4	0.3	0.4	0.35	0.375	9.625		9.625	2
3	388 Lu Bin CHN	10.0	0.7	0.5	0.2	0.7	0.600	9.400		9.400	3T
4	438 Arnornthep Unchai THA	9.9	0.5	0.5	0.5	0.7	0.500	9.400		9.400	3T
5	447 Yewki Tomita USA	10.0	0.7	0.4	0.5	1.1	0.600	9.400		9.400	3T
6	398 Alexander Bangel COL	9.8	0.8	0.8	0.6	0.9	0.800	9.000		9.000	6
7	382 Richard Ikeda Can1	9.8	1.3	1.1	0.9	1.4	1.200	8.600		8.600	7
8	441 Sattra Suwansa THA	9.5	1.2	1	0.8	1	1.000	8.500		8.500	8

Order	Rings	A Score Start Value	Deductions				B Score Average Deduction	Score A - B	Penalty	Final Score	Rank
			B1	B2	B3	B4					
1	386 Zhao Shen CHN	10.0	0.4	0.5	0.35	0.3	0.375	9.625		9.625	1T
2	419 Tatsuya Yamada JPN	10.0	0.35	0.5	0.25	0.4	0.375	9.625		9.625	1T
3	438 Arnornthep Unchai THA	10.0	0.4	0.6	0.35	0.4	0.400	9.600		9.600	3
4	393 Kuan-Hui Chen TPE	10.0	0.8	0.5	0.5	0.5	0.500	9.500		9.500	4T
5	418 Shigeru Kurihara JPN	10.0	0.5	0.7	0.45	0.5	0.500	9.500		9.500	4T
6	387 Zhao Zhe CHN	10.0	0.6	0.6	0.5	0.45	0.550	9.450		9.450	6
7	445 John Roethlisberger USA	9.8	0.5	0.8	0.6	0.5	0.550	9.250		9.250	7
8	394 Yu-Jen Lu TPE	10.0	0.9	0.9	0.9	0.9	0.900	9.100		9.100	8

AA