






# XV Commonwealth Games






Victoria, B.C. Canada Aug. 19-22, '94

## MEDAL SUMMARY WOMEN'S GYMNASTICS


### Competition I - TEAMS - WOMEN


| Best 3 scores of 4 |           |  |  |  |  |  |
|--------------------|-----------|---|---|---|---|---|
| 1                  | England   | 28.775  | 28.175  | 28.425  | 28.850  | 114.225   |
| 2                  | Canada    | 28.675  | 28.025  | 28.450  | 28.500  | 113.650   |
| 3                  | Australia | 28.275  | 28.725  | 28.350  | 28.275  | 113.625   |


### Competition II - All AROUND FINALS - WOMEN


|   |                          |  |  |  |  |  |
|---|--------------------------|---|---|---|---|---|
| 1 | Stella UMEH Canada       | 9.675   | 9.675   | 9.750   | 9.525   | 38.625  |
| 2 | Zita LUSACK England      | 9.650   | 9.425   | 9.575   | 9.475   | 38.125  |
| 3 | Jacqueline BRADY England | 9.550   | 9.450   | 9.375   | 9.650   | 38.025  |

### Competition III - EVENT FINALS - WOMEN

| Vault |                      |  |
|-------|----------------------|---|
| 1     | Stella UMEH Canada   | 9.556   |
| 2     | Sonia LAWRENCE Wales | 9.543   |
| 3     | Lisa SIMES Canada    | 9.506   |

| Uneven Bars |                            |  |
|-------------|----------------------------|---|
| 1           | Rebecca STOYEL Australia   | 9.525   |
| 2           | Stella UMEH Canada         | 9.450   |
| 3           | Sarah THOMPSON New Zealand | 9.337   |






| Balance Beam |                       |  |
|--------------|-----------------------|---|
| 1            | Salli WILLS Australia | 9.075   |
| 2            | Zita LUSACK England   | 8.987   |
| 3            | Ruth MONIZ Australia  | 8.900   |






| Floor Exercise |                          |  |
|----------------|--------------------------|---|
| 1              | Annika REEDER England    | 9.750   |
| 2              | Jacqueline BRADY England | 9.662   |
| 3              | Lisa SIMES Canada        | 9.550   |

# XV Commonwealth Games

Victoria, B.C. Canada Sat. Aug. 20, '94

## Women's Gymnastics Competition IB Team Competition






|                    |              |  |  |  |  |  |      |        |      |         |      |
|--------------------|--------------|---|---|--|---|---|------|--------|------|---------|------|
|                    |              | Vault   | Rank  | Bars   | Rank  | Beam  | Rank | Floor  | Rank | Total   | Rank |
| Best 3 scores of 4 |              |   |   |  |   |   |      |        |      |         |      |
|                    | England      | 28.775  | 1   | 28.175   | 2   | 28.425  | 2    | 28.850 | 1    | 114.225 | 1    |
|                    | Canada       | 28.675  | 2   | 28.025   | 3   | 28.450  | 1    | 28.500 | 2    | 113.650 | 2    |
|                    | Australia    | 28.275  | 3   | 28.725   | 1   | 28.350  | 3    | 28.275 | 3    | 113.625 | 3    |
|                    | Wales        | 27.475  | 7   | 26.700   | 4   | 26.450  | 6    | 28.050 | 4    | 108.675 | 4    |
|                    | South Africa | 27.625  | 6   | 26.025   | 6   | 26.725  | 5    | 26.400 | 6    | 106.775 | 5    |
|                    | New Zealand  | 27.750  | 4   | 26.775   | 5   | 25.850  | 7    | 25.725 | 7    | 106.100 | 6    |
|                    | N. Ireland   | 27.425  | 8   | 21.500   | 8   | 26.125  | 4    | 26.525 | 5    | 101.575 | 7    |
|                    | Hong Kong    | 27.725  | 5   | 21.550   | 7   | 25.275  | 8    | 25.125 | 8    | 99.675  | 8    |

|     |                  |             |  |  |  |  |  |      |       |      |        |      |
|-----|------------------|-------------|---|---|--|---|---|------|-------|------|--------|------|
|     |                  |             | Vault   | Rank  | Bars   | Rank  | Beam  | Rank | Floor | Rank | Total  | Rank |
| 14  | Stella UMEH      | Canada      | 9.675   | 1   | 9.675  | 1-T   | 9.750   | 1    | 9.525 | 4    | 38.625 | 1    |
| 22  | Zita LUSACK      | England     | 9.650   | 2   | 9.425  | 7   | 9.575   | 4-T  | 9.475 | 6-T  | 38.125 | 2    |
| 21  | Jacqueline BRADY | England     | 9.550   | 4   | 9.450  | 6   | 9.375   | 7    | 9.650 | 2    | 38.025 | 3    |
| 1   | Ruth MONIZ       | Australia   | 9.475   | 8t  | 9.150  | 10  | 9.625   | 2-T  | 9.625 | 3    | 37.875 | 4    |
| 2   | Joanna HUGHES    | Australia   | 9.325   | 15-T  | 9.550  | 3-T   | 9.575   | 4-T  | 9.250 | 14   | 37.700 | 5    |
| 24  | Karin SZYMKO     | England     | 9.575   | 3   | 9.300  | 8   | 9.475   | 6    | 9.325 | 13   | 37.675 | 6    |
| 23  | Annika REEDER    | England     | 9.475   | 8t  | 9.025  | 12-T  | 9.300   | 8    | 9.725 | 1    | 37.525 | 7-T  |
| 12  | Jaime HILL       | Canada      | 9.425   | 12  | 9.550  | 3-T   | 9.075   | 11   | 9.475 | 6-T  | 37.525 | 7-T  |
| 3   | Rebecca STOYEL   | Australia   | 9.450   | 11  | 9.675  | 1-T   | 9.000   | 14   | 9.400 | 9-T  | 37.525 | 7-T  |
| 13  | Lisa SIMES       | Canada      | 9.500   | 5t  | 8.700  | 17-T  | 9.625   | 2-T  | 9.500 | 5    | 37.325 | 10   |
| 4   | Salli WILLS      | Australia   | 9.350   | 14  | 9.500  | 5   | 9.150   | 10   | 8.850 | 21   | 36.850 | 11   |
| 62  | Sonia LAWRENCE   | Wales       | 9.500   | 5t  | 9.025  | 12-T  | 8.625   | 22-T | 9.475 | 6-T  | 36.625 | 12   |
| 64  | Bethan POWELL    | Wales       | 8.725   | 32  | 9.100  | 11  | 8.925   | 15-T | 9.175 | 15   | 35.925 | 13   |
| 124 | Jo-anne WEST     | S. Africa   | 9.400   | 13  | 8.700  | 17-T  | 8.750   | 19-T | 8.750 | 24   | 35.600 | 14   |
| 44  | Rachel VICKERY   | New Zealand | 9.275   | 19  | 8.900  | 14-T  | 8.575   | 25-T | 8.825 | 22   | 35.575 | 15   |
| 61  | Claire HAMER     | Wales       | 8.650   | 34  | 8.575  | 21  | 8.900   | 17   | 9.400 | 9-T  | 35.525 | 16   |
| 123 | Tanya STEENKAMP  | S. Africa   | 8.850   | 31  | 8.900  | 14-T  | 8.750   | 19-T | 8.775 | 23   | 35.275 | 17   |
| 52  | Sinead LYONS     | Scotland    | 9.000   | 28  | 7.950  | 25  | 8.925   | 15-T | 9.350 | 12   | 35.225 | 18   |

# XV Commonwealth Games

Victoria, B.C. Canada Sat. Aug. 20, '94

## Women's Gymnastics Competition IB Team Competition

| #   | Name               | Country     |  |      |  |      |  |      |  |      |  |      |
|-----|--------------------|-------------|---|------|---|------|--|------|---|------|---|------|
|     |                    |             | Vault   | Rank | Bars  | Rank | Beam   | Rank | Floor   | Rank | Total   | Rank |
| 121 | Heidi OOSTHUIZEN   | S. Africa   | 9.300   | 18   | 8.425   | 22   | 8.600  | 24   | 8.875   | 20   | 35.200  | 19   |
| 41  | Sarah THOMPSON     | New Zealand | 9.250   | 20-T | 9.175   | 9    | 8.800  | 18   | 7.900   | 35   | 35.125  | 20   |
| 63  | Janine MORTIMER    | Wales       | 9.250   | 20-T | 8.275   | 23   | 8.625  | 22-T | 8.900   | 18-T | 35.050  | 21-T |
| 81  | Wai Chi LIM        | Malaysia    | 9.475   | 8 1  | 8.700   | 17-T | 8.525  | 27-T | 8.350   | 31-T | 35.050  | 21-T |
| 122 | Ilse ROETS         | S. Africa   | 8.925   | 30   | 8.000   | 24   | 9.225  | 9    | 8.700   | 25   | 34.850  | 23   |
| 71  | Andri AGATHOCLEOUS | Cyprus      | 8.975   | 29   | 7.850   | 27   | 9.025  | 12-T | 8.950   | 17   | 34.800  | 24   |
| 43  | Fiona PULMAN       | New Zealand | 9.225   | 23   | 8.700   | 17-T | 8.275  | 31   | 8.550   | 28   | 34.750  | 25   |
| 112 | Sonya CAIRNS       | N. Ireland  | 9.325   | 15-T | 7.750   | 28   | 9.025  | 12-T | 8.600   | 27   | 34.700  | 26   |
| 42  | Sarah JOY          | New Zealand | 9.075   | 25   | 7.900   | 26   | 8.475  | 29   | 8.350   | 31-T | 33.800  | 27   |
| 113 | Jenny DWYER        | N. Ireland  | 9.050   | 26-T | 7.100   | 32   | 8.575  | 25-T | 9.025   | 16   | 33.750  | 28   |
| 32  | Nicola Helen WAITE | Hong Kong   | 9.325   | 15-T | 7.350   | 29   | 8.200  | 32   | 8.650   | 26   | 33.525  | 29   |
| 111 | Fiona BURGESS      | N. Ireland  | 9.050   | 26-T | 6.650   | 34   | 8.525  | 27-T | 8.900   | 18-T | 33.125  | 30   |
| 34  | WUT Fung Yin       | Hong Kong   | 9.150   | 24   | 6.600   | 35-T | 8.750  | 19-T | 8.000   | 33   | 32.500  | 31-T |
| 33  | Ka Li WONG         | Hong Kong   | 9.250   | 20-T | 7.000   | 33   | 8.325  | 30   | 7.925   | 34   | 32.500  | 31-T |
| 31  | Tina-Anne POOLEY   | Hong Kong   | 8.675   | 33   | 7.200   | 30-T | 7.675  | 33   | 8.475   | 29-T | 32.025  | 33   |
| 91  | Heidi KLOPPERS     | Namibia     | 8.200   | 36   | 6.600   | 35-T | 6.775  | 35   | 8.475   | 29-T | 30.050  | 34   |
| 92  | Jennifer TIMLIN    | Namibia     | 8.500   | 35   | 6.100   | 37   | 6.825  | 34   | 7.775   | 36   | 29.200  | 35   |
| 11  | Stacey GALLOWAY    | Canada      | 9.500   | 5 1  | 8.800   | 16   | --   |      | 9.375   | 11   | 27.675  | 36   |
| 51  | Yvonne BLACK       | Scotland    | --  |      | 7.200   | 30-T | --   |      | --  |      | 7.200   | 37   |






# XV Commonwealth Games

Victoria, B.C. Canada Sun. Aug. 21, '94

## Women's Gymnastics

### Competition II

### All Around Finals

| #   | Name               | Country    |  |      |  |      |  |      |  |      |  |      |
|-----|--------------------|------------|---|------|---|------|--|------|---|------|---|------|
|     |                    |            | Vault   | Rank | Bars  | Rank | Beam   | Rank | Floor   | Rank | Total   | Rank |
| 14  | Stella UMEH        | Canada     | 9.675   | 1    | 9.725   | 1    | 9.475  | 1    | 9.525   | 3    | 38.400  | 1    |
| 3   | Rebecca STOYEL     | Australia  | 9.412   | 7-T  | 9.700   | 2    | 9.375  | 2-T  | 9.550   | 2    | 38.037  | 2    |
| 22  | Zita LUSACK        | England    | 9.625   | 2    | 9.300   | 7    | 9.375  | 2-T  | 9.425   | 6    | 37.725  | 3    |
| 13  | Lisa SIMES         | Canada     | 9.525   | 4    | 9.475   | 4    | 9.300  | 4-T  | 9.100   | 12   | 37.400  | 4    |
| 4   | Sarah WILLS        | Australia  | 9.387   | 10   | 9.325   | 5-T  | 9.200  | 7    | 9.475   | 4-T  | 37.387  | 5    |
| 21  | Jacqueline BRADY   | England    | 9.450   | 6    | 9.325   | 5-T  | 9.300  | 4-T  | 9.150   | 9-T  | 37.225  | 6    |
| 24  | Karin SZYMKO       | England    | 9.550   | 3    | 9.050   | 9    | 9.275  | 6    | 9.275   | 8    | 37.150  | 7    |
| 1   | Ruth MONIZ         | Australia  | 9.362   | 11   | 8.850   | 10   | 8.925  | 10   | 9.475   | 4-T  | 36.612  | 8    |
| 62  | Sonia LAWRENCE     | Wales      | 9.462   | 5    | 9.100   | 8    | 8.350  | 18-T | 9.600   | 1    | 36.512  | 9    |
| 12  | Jaime HILL         | Canada     | 9.237   | 16-T | 9.500   | 3    | 8.950  | 9    | 8.250   | 21-T | 35.937  | 10   |
| 41  | Sarah THOMPSON     | N. Zealand | 9.412   | 7-T  | 8.700   | 11   | 8.350  | 18-T | 8.825   | 16   | 35.287  | 11-T |
| 64  | Bethan POWELL      | Wales      | 9.262   | 15   | 8.000   | 16   | 8.900  | 11-T | 9.125   | 11   | 35.287  | 11-T |
| 121 | Heidi OOSTHUIZEN   | S. Africa  | 9.337   | 13-T | 8.050   | 15   | 8.900  | 11-T | 8.950   | 15   | 35.237  | 13   |
| 44  | Rachel VICKERY     | N. Zealand | 9.237   | 16-T | 8.100   | 14   | 8.750  | 13   | 9.025   | 13   | 35.112  | 14   |
| 124 | Jo-anne WEST       | S. Africa  | 9.412   | 7-T  | 8.625   | 13   | 8.200  | 22   | 8.650   | 17   | 34.887  | 15   |
| 81  | Wai Chi LIM        | Malaysia   | 9.112   | 18-T | 8.650   | 12   | 8.525  | 16   | 8.475   | 19   | 34.762  | 16   |
| 61  | Claire HAMER       | Wales      | 8.837   | 23   | 7.500   | 18   | 8.300  | 21   | 9.300   | 7    | 33.937  | 17   |
| 71  | Andri AGATHOCLEOUS | Cyprus     | 9.112   | 18-T | 7.450   | 19-T | 8.350  | 18-T | 8.975   | 14   | 33.887  | 18   |
| 52  | Sinead LYONS       | Scotland   | 9.050   | 20   | 7.100   | 22   | 9.025  | 8    | 8.575   | 18   | 33.750  | 19   |
| 43  | Fiona PULMAN       | N. Zealand | 9.337   | 13-T | 7.450   | 19-T | 8.550  | 15   | 8.250   | 21-T | 33.587  | 20   |
| 32  | Nicola Helen WAITE | Hong Kong  | 9.350   | 12   | 7.600   | 17   | 7.700  | 24   | 8.450   | 20   | 33.100  | 21   |
| 123 | Tanya STEENKAMP    | S. Africa  | 8.950   | 21-T | 7.350   | 21   | 8.425  | 17   | 7.825   | 24   | 32.550  | 22   |
| 112 | Sonya CAIRNS       | N. Ireland | 8.725   | 24   | 6.750   | 23   | 8.725  | 14   | 8.025   | 23   | 32.225  | 23   |
| 113 | Jenny DWYER        | N. Ireland | 8.950   | 21-T | 6.100   | 24   | 7.750  | 23   | 9.150   | 9-T  | 31.950  | 24   |

# XV Commonwealth Games

Victoria, B.C. Canada Mon. Aug. 22, '94

## Women's Gymnastics

### Competition III

#### Event Finals

### Vault



| #   | Name           | Country   | Score | Rank |
|-----|----------------|-----------|-------|------|
| 14  | Stella UMEH    | Canada    | 9.556 | 1    |
| 62  | Sonia LAWRENCE | Wales     | 9.543 | 2    |
| 13  | Lisa SIMES     | Canada    | 9.506 | 3    |
| 24  | Karin SZYMKO   | England   | 9.431 | 4    |
| 22  | Zita LUSACK    | England   | 9.418 | 5    |
| 3   | Rebecca STOYEL | Australia | 9.356 | 6    |
| 124 | Jo-anne WEST   | S. Africa | 9.293 | 7    |
| 1   | Ruth MONIZ     | Australia | 8.431 | 8    |

### Uneven Bars



| #  | Name             | Country     | Score | Rank |
|----|------------------|-------------|-------|------|
| 3  | Rebecca STOYEL   | Australia   | 9.525 | 1    |
| 14 | Stella UMEH      | Canada      | 9.450 | 2    |
| 41 | Sarah THOMPSON   | New Zealand | 9.337 | 3    |
| 21 | Jacqueline BRADY | England     | 9.150 | 4    |
| 22 | Zita LUSACK      | England     | 9.025 | 5    |
| 12 | Jaime HILL       | Canada      | 8.887 | 6    |
| 1  | Ruth MONIZ       | Australia   | 8.437 | 7    |
| 64 | Bethan POWELL    | Wales       | 8.275 | 8    |

### Balance Beam



| #   | Name               | Country   | Score | Rank |
|-----|--------------------|-----------|-------|------|
| 4   | Salli WILLS        | Australia | 9.075 | 1    |
| 22  | Zita LUSACK        | England   | 8.987 | 2    |
| 1   | Ruth MONIZ         | Australia | 8.900 | 3    |
| 13  | Lisa SIMES         | Canada    | 8.825 | 4    |
| 14  | Stella UMEH        | Canada    | 8.687 | 5    |
| 24  | Karin SZYMKO       | England   | 8.462 | 6    |
| 122 | Ilse ROETS         | S. Africa | 8.450 | 7    |
| 71  | Andri AGATHOCLEOUS | Cyprus    | 7.637 | 8    |

### Floor Exercise



| #  | Name             | Country   | Score | Rank |
|----|------------------|-----------|-------|------|
| 23 | Annika REEDER    | England   | 9.750 | 1    |
| 21 | Jacqueline BRADY | England   | 9.662 | 2    |
| 13 | Lisa SIMES       | Canada    | 9.550 | 3    |
| 14 | Stella UMEH      | Canada    | 9.375 | 4    |
| 61 | Claire HAMER     | Wales     | 9.150 | 5    |
| 1  | Ruth MONIZ       | Australia | 9.137 | 6    |
| 62 | Sonia LAWRENCE   | Wales     | 9.000 | 7    |
| 3  | Rebecca STOYEL   | Australia | 8.887 | 8    |