








# XV Commonwealth Games

Victoria, B.C. Canada








Aug. 19-22, '94

## MEDAL SUMMARY MEN'S GYMNASTICS


### Competition I - TEAMS - MEN


Best 3 scores of 4									
1	<b>Canada</b>		27.900	26.200	27.800	27.500	26.900	28.400	<b>164.700</b>
2	<b>Australia</b>		26.900	26.750	27.250	27.950	27.600	28.050	<b>164.500</b>
3	<b>England</b>		27.350	25.500	27.100	28.525	26.950	26.950	<b>162.375</b>


### Competition II - All AROUND FINALS - MEN


									
1	<b>Neil THOMAS</b>	England	9.575	9.050	9.250	9.525	9.150	9.400	<b>55.950</b>
2	<b>Bennon DOWRICK</b>	Australia	8.700	9.450	9.200	9.200	9.450	9.525	<b>55.525</b>
3	<b>Peter HOGAN</b>	Australia	9.050	9.200	9.300	8.600	9.500	9.300	<b>54.950</b>


### Competition III - EVENT FINALS - MEN


Floor Exercise			
1	<b>Neil THOMAS</b>	Eng.	<b>9.662</b>
2	<b>Kris BURLEY</b>	Can.	<b>9.437</b>
3	<b>Alan NOLET</b>	Can.	<b>9.150</b>

Vault			
1	<b>Bret HUDSON</b>	Aus.	<b>9.375</b>
2	<b>Kris BURLEY</b>	Can.	<b>9.312</b>
3	<b>Neil THOMAS</b>	Eng.	<b>9.306</b>

Pommel Horse			
1	<b>Brennon DOWRICK</b>	Aus.	<b>9.425</b>
2	<b>Nathan KINGSTON</b>	Aus.	<b>9.400</b>
3	<b>Richard IKEDA</b>	Can.	<b>9.225</b>

Parallel Bars			
1	<b>Peter HOGAN</b>	Aus.	<b>9.400</b>
2	<b>Kris BURLEY</b>	Can.	<b>9.350</b>
3	<b>Brennon DOWRICK</b>	Aus.	<b>9.250</b>








Rings			
1	<b>Lee McDERMOTT</b>	Eng.	<b>9.475</b>
2	<b>Peter HOGAN</b>	Aus.	<b>9.275</b>
3T	<b>Richard IKEDA</b>	Can.	<b>9.150</b>
3T	<b>Brennon DOWRICK</b>	Aus.	<b>9.150</b>

Horizontal Bar			
1	<b>Alan NOLET</b>	Can.	<b>9.512</b>
2	<b>Richard IKEDA</b>	Can.	<b>9.500</b>
3	<b>Nathan KINGSTON</b>	Aus.	<b>9.325</b>

# XV Commonwealth Games

Victoria, B.C. Canada Fri. Aug. 19, '94

## Men's Gymnastics Competition IB - Team Competition








															
		FX	Rank	PH	Rank	R	Rank	V	Rank	PB	Rank	HB	Rank	Total	Rank
<i>Best 3 scores of 4</i>															
	<b>Canada</b>	<b>27.900</b>	<b>1</b>	<b>26.200</b>	<b>3</b>	<b>27.800</b>	<b>1</b>	<b>27.500</b>	<b>3</b>	<b>26.900</b>	<b>3</b>	<b>28.400</b>	<b>1</b>	<b>164.700</b>	<b>1</b>
	<b>Australia</b>	<b>26.900</b>	<b>3</b>	<b>26.750</b>	<b>1</b>	<b>27.250</b>	<b>2</b>	<b>27.950</b>	<b>2</b>	<b>27.600</b>	<b>1</b>	<b>28.050</b>	<b>2</b>	<b>164.500</b>	<b>2</b>
	<b>England</b>	<b>27.350</b>	<b>2</b>	<b>25.500</b>	<b>2</b>	<b>27.100</b>	<b>3</b>	<b>28.525</b>	<b>1</b>	<b>26.950</b>	<b>2</b>	<b>26.950</b>	<b>3</b>	<b>162.375</b>	<b>3</b>
	<b>South Africa</b>	<b>24.900</b>	<b>4</b>	<b>24.550</b>	<b>4</b>	<b>24.350</b>	<b>4</b>	<b>27.200</b>	<b>4</b>	<b>24.900</b>	<b>4</b>	<b>25.550</b>	<b>4</b>	<b>151.450</b>	<b>4</b>
	<b>Wales</b>	<b>24.600</b>	<b>5</b>	<b>22.850</b>	<b>5</b>	<b>23.850</b>	<b>5</b>	<b>25.800</b>	<b>5</b>	<b>24.000</b>	<b>5</b>	<b>25.050</b>	<b>5</b>	<b>146.150</b>	<b>5</b>
	<b>Hong Kong</b>	<b>16.700</b>	<b>7</b>	<b>15.300</b>	<b>6</b>	<b>14.950</b>	<b>6</b>	<b>17.750</b>	<b>7</b>	<b>15.550</b>	<b>6</b>	<b>15.550</b>	<b>6</b>	<b>95.800</b>	<b>6</b>
	<b>Nigeria</b>	<b>17.450</b>	<b>6</b>	<b>10.350</b>	<b>7</b>	<b>11.200</b>	<b>7</b>	<b>18.650</b>	<b>6</b>	<b>15.000</b>	<b>7</b>	<b>12.050</b>	<b>7</b>	<b>84.700</b>	<b>7</b>

29	Neil THOMAS	England	9.500	2	9.000	4	9.050	6-T	9.725	1	8.950	6	9.000	11-T	55.225	1
6	Brennon DOWRICK	Australia	9.050	6	8.800	6	9.100	5	9.250	9-T	9.400	1	9.500	2-T	55.100	2
16	Kris BURLEY	Canada	9.550	1	8.700	7	9.050	6-T	9.300	5-T	9.100	4-T	9.150	8-T	54.850	3
18	Alan NOLET	Canada	9.250	3	8.300	14	9.550	1	8.650	28-T	9.100	4-T	9.600	1	54.450	4
28	Lee McDERMOTT	England	8.950	7	8.850	5	9.350	2	9.300	5-T	9.150	3	8.750	15	54.350	5
7	Peter HOGAN	Australia	8.750	9-T	8.500	9	9.250	3	9.200	11-T	9.350	2	9.250	6	54.300	6
17	Richard IKEDA	Canada	8.650	15-T	9.200	2	9.200	4	8.900	20-T	8.700	12	9.500	2-T	54.150	7
8	Bret HUDSON	Australia	9.100	4-T	8.400	11-T	8.900	9	9.500	2-T	8.750	10-T	9.150	8-T	53.800	8
9	Nathan KINGSTON	Australia	8.750	9-T	9.450	1	8.550	11	8.800	26-T	8.850	7-T	9.300	4-T	53.700	9
19	Travis ROMAGNOLI	Canada	9.100	4-T	8.150	17-T	8.950	8	9.300	5-T	8.650	13	9.300	4-T	53.450	10
116	Colin CLOSE	N. Ireland	8.000	29	9.050	3	8.500	12	8.900	20-T	8.850	7-T	8.900	13	52.200	11
57	Steve FREW	Scotland	8.650	15-T	8.550	8	8.100	19-T	9.050	17	8.550	14	9.100	10	52.000	12-T
67	Gareth IRWIN	Wales	8.650	15-T	8.450	10	8.250	17	8.900	20-T	8.750	10-T	9.000	11-T	52.000	12-T
26	Robert BARBER	England	8.900	8	7.650	22	8.700	10	8.900	20-T	8.400	16	9.200	7	51.750	14
126	Dewald LAUBSCHER	S. Africa	8.600	18-T	8.400	11-T	8.100	19-T	9.150	14	8.350	17	8.550	19	51.150	15
128	Johan VAN HEERDEN	S. Africa	8.450	20-T	8.200	16	8.400	14-T	8.850	24-T	8.300	18	8.350	21-T	50.550	16

# XV Commonwealth Games

Victoria, B.C. Canada Fri. Aug. 19, '94

## Men's Gymnastics Competition IB - Team Competition








#	Name	Country														
			FX	Rank	PH	Rank	R	Rank	V	Rank	PB	Rank	HB	Rank	Total	Rank
46	Craig BRUCE	New Zealand	8.750	9-T	8.400	11-T	6.950	28	9.200	11-T	8.150	20-T	8.350	21-T	49.800	17
127	Adrian STEYN	S. Africa	7.850	31-T	7.950	20	7.850	23	9.200	11-T	8.250	19	8.650	17-T	49.750	18
47	Mark LISTER	New Zealand	8.700	13-T	7.350	23	8.450	13	9.250	9-T	7.500	28	8.400	20	49.650	19
117	Nick DUNN	N. Ireland	8.450	20-T	8.250	15	8.400	14-T	8.950	18-T	7.800	24	7.700	26	49.550	20
36	LEE Tak Ming	Hong Kong	8.300	24-T	8.050	19	7.950	21	8.650	28-T	7.900	23	8.650	17-T	49.500	21
56	Derek CALLAHAN	Scotland	8.300	24-T	7.750	21	8.150	18	9.100	15-T	8.150	20-T	7.950	24	49.400	22
77	Sean GROSVENOR	Barbados	8.600	18-T	6.550	25	7.900	22	8.950	18-T	8.500	15	8.800	14	49.300	23
66	Gareth DAVIES	Wales	7.850	31-T	8.150	17-T	8.300	16	8.100	35	7.300	30-T	8.300	23	48.000	24
68	Andrew TOMBES	Wales	8.100	27-T	6.250	26	7.300	25	8.800	26-T	7.950	22	7.750	25	46.150	25
39	WONG Kim Fai	Hong Kong	7.300	34	7.250	24	7.000	27	9.100	15-T	7.650	25-T	6.900	29	45.200	26
79	Nobelman MOTSA	Swaziland	8.100	27-T	5.700	28	7.750	24	8.150	33-T	7.100	32	7.250	27	44.050	27
78	Herodotos GEORGALLAS	Cyprus	8.400	22-T	5.500	29-T	7.250	26	8.850	24-T	7.000	33	6.650	30	43.650	28
86	Soon Hui KHOR	Malasia	7.950	30	5.950	27	6.350	29	8.300	31	7.650	25-T	7.000	28	43.200	29
107	Kindsley ERAGBHE	Nigeria	8.700	13-T	5.250	31	5.850	31	9.350	4	7.450	29	6.200	31	42.800	30
38	LOK Chung Yuen	Hong Kong	8.400	22-T	5.500	29-T	6.250	30	8.600	30	7.300	30-T	5.000	36	41.050	31
106	Innocent ERAGBHE	Nigeria	8.150	26	4.800	34	5.050	34-T	9.300	5-T	6.900	34	5.850	32	40.050	32
97	Freddy LIGTHELM	Namibia	7.400	33	4.650	35	5.400	32	8.150	33-T	6.700	35	5.700	33	38.000	33
96	Marco DAINAT	Namibia	6.700	35	4.950	33	5.050	34-T	8.250	32	5.900	36	5.150	35	36.000	34
27	Paul BOWLER	England	6.300	36	0.000	36	0.000	36	9.500	2-T	8.850	7-T	8.700	16	33.350	35
109	Cletus OKPOH	Nigeria	8.750	9-T	5.100	32	5.350	33	0.000	36	7.550	27	5.550	34	32.300	36

# XV Commonwealth Games

Victoria, B.C. Canada Sun. Aug. 21, '94

## Men's Gymnastics

### Competition II - All Around Finals


#	Name	Country														
			FX	Rank	PH	Rank	R	Rank	V	Rank	PB	Rank	HB	Rank	Total	Rank
29	Neil THOMAS	England	9.575	1-T	9.050	6	9.250	4	9.525	1	9.150	5	9.400	3	55.950	1
6	Brennon DOWRICK	Australia	8.700	9	9.450	1	9.200	5-T	9.200	5-T	9.450	2	9.525	2	55.525	2
7	Peter HOGAN	Australia	9.050	5	9.200	2-T	9.300	3	8.600	20-T	9.500	1	9.300	4-T	54.950	3
28	Lee McDERMOTT	England	8.900	7	8.950	8	9.450	2	9.200	5-T	9.100	6	9.200	6	54.800	4
17	Richard IKEDA	Canada	8.450	13-T	9.150	4-T	9.200	5-T	9.000	11-T	9.350	3	9.575	1	54.725	5
16	Kris BURLEY	Canada	9.575	1-T	8.350	13-T	9.050	7	9.250	3-T	9.200	4	9.150	7	54.575	6
8	Bret HUDSON	Australia	9.150	4	9.200	2-T	8.850	8	9.500	2	9.000	9	8.800	12-T	54.500	7
18	Alan NOLET	Canada	9.250	3	8.350	13-T	9.500	1	9.250	3-T	9.050	7-T	8.800	12-T	54.200	8
116	Colin CLOSE	N. Ireland	8.850	8	9.150	4-T	8.650	11	8.800	16-T	9.050	7-T	8.750	14	53.250	9
26	Robert BARBER	England	9.000	6	9.000	7	8.750	9-T	9.100	9-T	7.800	20	9.300	4-T	52.950	10
47	Mark LISTER	New Zealand	8.500	11-T	8.550	9	8.750	9-T	8.900	13-T	8.450	14-T	8.500	17	51.650	11-T
57	Steve FREW	Scotland	8.400	16	8.500	10	8.450	13-T	9.100	9-T	8.250	17	8.950	9	51.650	11-T
67	Gareth IRWIN	Wales	8.450	13-T	8.400	12	8.450	13-T	8.750	18-T	8.650	10-T	8.850	11	51.550	13
126	Dewald LAUBSCHER	S. Africa	8.200	17	7.850	18	8.250	17-T	9.000	11-T	8.650	10-T	9.050	8	51.000	14
128	Johan VAN HEERDEN	S. Africa	8.450	13-T	8.300	15	8.450	13-T	8.800	16-T	8.650	10-T	8.200	18	50.850	15
127	Adrian STEYN	S. Africa	8.500	11-T	7.550	20	8.000	20	9.150	8	8.450	14-T	8.700	15	50.350	16
36	LEE Tak Ming	Hong Kong	7.850	23	7.950	16-T	8.300	16	8.900	13-T	7.900	18	8.050	19-T	48.950	17
77	Sean GROSVENOR	Barbados	8.650	10	6.950	23	7.100	24	8.750	18-T	8.500	13	8.900	10	48.850	18
46	Craig BRUCE	New Zealand	7.750	24	7.350	21	7.550	22	9.200	7	8.350	16	8.600	16	48.800	19
117	Nick DUNN	N. Ireland	8.050	18	7.950	16-T	8.500	12	8.600	20-T	7.550	23	7.900	21	48.550	20
66	Gareth DAVIES	Wales	8.000	20-T	8.450	11	8.200	19	8.000	24	7.850	19	7.800	22	48.300	21
68	Andrew TOMBS	Wales	8.050	19	7.650	19	7.750	21	8.600	20-T	7.600	22	8.050	19-T	47.700	22
39	WONG Kim Fai	Hong Kong	7.950	22	7.200	22	7.500	23	8.850	15	7.650	21	7.100	24	46.250	23
79	Nobelman MOTSA	Swaziland	8.000	20-T	5.450	24	8.250	17-T	8.400	23	7.250	24	7.400	23	44.750	24


# XV Commonwealth Games


Victoria, B.C. Canada Mon. Aug. 22, '94


## Men's Gymnastics


### Competition III - Event Finals


Floor Exercise				
#	Name	Country	Score	Rank
29	Neil THOMAS	Eng.	9.662	1
16	Kris BURLEY	Can.	9.437	2
18	Alan NOLET	Can.	9.150	3
8	Bret HUDSON	Aus.	8.950	4
28	Lee McDERMOTT	Eng.	8.925	5
109	Cletus OKPOH	Nig.	8.825	6
46	Craig BRUCE	N.Z.	8.700	7
47	Mark LISTER	N.Z.	8.650	8

Pommel Horse				
#	Name	Country	Score	Rank
6	Brennon DOWRICK	Aus.	9.425	1
9	Nathan KINGSTON	Aus.	9.400	2
17	Richard IKEDA	Can.	9.225	3
29	Neil THOMAS	Eng.	9.050	4
116	Colin CLOSE	N.Ire.	8.975	5
16	Kris BURLEY	Can.	8.800	6
28	Lee McDERMOTT	Eng.	8.775	7
57	Steve FREW	Scot.	8.175	8

Rings				
#	Name	Country	Score	Rank
28	Lee McDERMOTT	Eng.	9.475	1
7	Peter HOGAN	Aus.	9.275	2
17	Richard IKEDA	Can.	9.150	3 t
6	Brennon DOWRICK	Aus.	9.150	3 t
18	Alan NOLET	Can.	9.025	5
29	Neil THOMAS	Eng.	8.625	6
47	Mark LISTER	N.Z.	8.600	7
116	Colin CLOSE	N.Ire.	8.150	8

Vault				
#	Name	Country	Score	Rank
8	Bret HUDSON	Aus.	9.375	1
16	Kris BURLEY	Can.	9.312	2
29	Neil THOMAS	Eng.	9.306	3
19	Travis ROMAGNOLI	Can.	9.087	4
107	Kindsley ERAGBHE	Nig.	9.050	5 t
6	Brennon DOWRICK	Aus.	9.050	5 t
106	Innocent ERAGBHE	Nig.	9.000	7
28	Lee McDERMOTT	Eng.	8.850	8

Parallel Bars				
#	Name	Country	Score	Rank
7	Peter HOGAN	Aus.	9.400	1
16	Kris BURLEY	Can.	9.350	2
6	Brennon DOWRICK	Aus.	9.250	3
29	Neil THOMAS	Eng.	9.175	4
18	Alan NOLET	Can.	9.075	5
28	Lee McDERMOTT	Eng.	8.650	6
116	Colin CLOSE	N.Ire.	8.425	7
67	Gareth IRWIN	Wales	8.400	8

Horizontal Bar				
#	Name	Country	Score	Rank
18	Alan NOLET	Can.	9.512	1
17	Richard IKEDA	Can.	9.500	2
9	Nathan KINGSTON	Aus.	9.325	3
29	Neil THOMAS	Eng.	9.300	4
57	Steve FREW	Scot.	9.075	5
67	Gareth IRWIN	Wales	8.875	6
6	Brennon DOWRICK	Aus.	8.700	7
26	Robert BARBER	Eng.	8.450	8