








2010 Canadian Gymnastics Championships

Women's Artistic Gymnastics

Gymnastics BC • Tournament Capital Centre, Kamloops, BC • May 24-30, 2010






OPEN WOMEN (16+ years) Thursday, May 27 – Day 1: Preliminary			 Vault / Saut			 Bars / Barres			 Beam / Poutre			 Floor / Sol			 ALL AROUND			
			D	Score	Rank	D	Score	Rank	D	Score	Rank	D	Score	Rank	D	Score	Rank	
854	Ti Liu	QC - Gymnix	1993	4.4	13.450	9-T	5.9	14.150	1	6.1	14.300	1	4.6	12.400	16-T	21.0	54.300	1
859	Caroline Tanguay	QC - Viagym	1993	4.4	13.200	16-T	5.7	13.850	2	4.9	12.500	11-T	4.7	11.250	29	19.7	50.800	2
853	Krishna Yemany	ON - Oakville	1993	5.0	13.650	7	5.7	12.150	8-T	4.1	11.900	19	5.0	13.050	7	19.8	50.750	3
837	Katie Muir	BC - TAG	1994	4.4	13.200	16-T	4.7	11.800	10	4.7	12.650	7-T	5.5	13.000	8	19.3	50.650	4-T
855	Lory-Jing Robert	QC - Gymnix	1994	4.4	13.250	15	4.5	11.700	12	5.2	12.450	13-T	5.0	13.250	4-T	19.1	50.650	4-T
827	Amy Callaghan	AB - Champions	1994	4.4	13.300	12-T	4.6	13.300	4	4.8	12.950	3-T	4.5	11.050	32-T	18.3	50.600	6
851	Tedra Bolger	ON - Oakville	1993	4.0	12.700	28	4.2	11.300	17-T	4.9	13.400	2	4.6	13.100	6	17.7	50.500	7
826	Rochelle Bernier	AB - Capital City	1993	5.2	14.200	1	5.0	13.550	3	4.6	11.550	21	4.8	11.050	32-T	19.6	50.350	8
858	Anne-Sophie Csukassy	QC - Laval-Excellence	1992	5.0	14.050	2-T	3.8	11.050	20	5.1	12.450	13-T	5.0	12.550	14	18.9	50.100	9-T
833	Nicole Pineau	BC - Club Aviva	1992	4.4	13.150	20	4.5	12.900	5	4.7	10.800	28	5.0	13.250	4-T	18.6	50.100	9-T
848	Emily Bigras	ON - Bluewater	1993	4.4	13.000	21-T	5.0	12.300	7	5.0	12.400	15-T	5.1	12.250	20	19.5	49.950	11
850	Sasha Vedenin	ON - Gemini	1994	4.4	13.700	5-T	4.2	10.950	21	5.2	10.950	27	5.8	14.250	1	19.6	49.850	12-T
828	Brittany Ekstedt	AB - Champions	1992	4.4	13.350	11	4.7	11.650	13	4.9	12.700	6	3.8	12.150	21-T	17.8	49.850	12-T
849	Courtney Chow	ON - Futures	1993	4.4	13.300	12-T	3.9	11.750	11	5.0	11.300	22-T	4.7	13.350	3	18.0	49.700	14
857	Éliane Kulczyk	QC - Gym-Plus	1993	4.6	14.050	2-T	4.3	10.800	23	4.2	11.050	24-T	5.3	13.500	2	18.4	49.400	15
830	Helen Cheung	BC - Club Aviva	1993	4.4	12.850	25	4.1	10.850	22	4.9	12.650	7-T	4.6	12.800	10	18.0	49.150	16
846	Paulina Miller	NS - Halifax ALTA	1993	5.0	13.550	8	3.6	11.350	16	5.0	11.750	20	5.2	12.450	15	18.8	49.100	17
856	Camille Santerre	QC - Gymnix	1991	4.0	12.400	31	5.0	12.850	6	5.0	12.400	15-T	4.5	11.150	31	18.5	48.800	18-T
852	Nikki Paterson	ON - Oakville	1993	4.4	13.300	12-T	3.8	10.600	26-T	4.4	12.200	17	4.9	12.700	11-T	17.5	48.800	18-T
831	Karensa Mitchell	BC - Club Aviva	1994	4.4	13.200	16-T	4.9	11.300	17-T	4.7	12.600	9	4.7	11.650	26-T	18.7	48.750	20
829	Tamar Smith	AB - Champions	1992	4.8	13.450	9-T	4.6	11.450	14-T	4.9	11.300	22-T	4.9	12.300	19	19.2	48.500	21
841	Natalie Gervais	MB - Springers	1994	4.0	12.750	26-T	2.6	10.600	26-T	4.9	12.950	3-T	4.7	12.150	21-T	16.2	48.450	22
838	Melissa Clark	MB - Panthers	1994	5.0	13.000	21-T	5.7	12.150	8-T	4.4	11.050	24-T	4.8	11.950	23	19.9	48.150	23
860	Dayna Goldman	QC - Wingym	1992	4.6	13.200	16-T	4.1	11.450	14-T	4.6	11.050	24-T	4.6	12.350	18	17.9	48.050	24
861	Danielle Reed	SK - QCK	1992	4.4	12.900	23-T	5.0	11.250	19	5.3	10.750	29	5.1	12.900	9	19.8	47.800	25
836	Rachel Ebbett	BC - Omega	1994	4.0	12.350	32	4.7	10.750	24-T	5.1	12.750	5	4.8	11.900	24	18.6	47.750	26
845	Lauren Cavanagh	NS - Halifax ALTA	1992	4.2	12.500	29	2.4	9.800	28	4.7	12.550	10	4.5	12.700	11-T	15.8	47.550	27
835	Katie Geisler	BC - Langley	1992	4.4	12.450	30	3.5	9.450	29	5.0	12.500	11-T	4.7	12.400	16-T	17.6	46.800	28



2010 Canadian Gymnastics Championships

Women's Artistic Gymnastics

Gymnastics BC • Tournament Capital Centre, Kamloops, BC • May 24-30, 2010

OPEN WOMEN (16+ years) Thursday, May 27 – Day 1: Preliminary				 VAULT / SAUT			 BARS / BARRES			 BEAM / POUTRE			 FLOOR / SOL			 ALL AROUND		
ID #	Gymnast's Name	Prov / Club	YOB	D	Score	Rank	D	Score	Rank	D	Score	Rank	D	Score	Rank	D	Score	Rank
847	Melanie Hew	ON - ASF	1992	4.7	13.700	5-T	3.4	10.750	24-T	3.6	10.350	30	4.8	11.850	25	16.5	46.650	29
842	Dominique Landry	NB - Beausejour	1993	4.2	12.150	33	2.9	8.350	31	4.8	9.950	31	4.2	11.650	26-T	16.1	42.100	30
834	Karleena Hatch	BC - Harbour City	1994	4.2	12.750	26-T	2.8	8.750	30	4.2	8.900	32	4.3	11.200	30	15.5	41.600	31
840	Sarah Flett	MB - Springers	1989	5.0	13.750	4				5.5	12.100	18	5.1	12.700	11-T	15.6	38.550	32
844	Amy Sterling	NB - Kingswood	1991	4.4	12.900	23-T							4.8	11.500	28	9.2	24.400	33