








2010 Canadian Gymnastics Championships

Women's Artistic Gymnastics

Gymnastics BC • Tournament Capital Centre, Kamloops, BC • May 24-30, 2010






NAT'L OPEN WOMEN (16 & Up)																		
Sat. May 29 – Day 2: AA & Event Finals				VAULT / SAUT			BARS / BARRES			BEAM / POUTRE			FLOOR / SOL			ALL AROUND		
ID #	Gymnast's Name	Prov / Club	YOB	D	Score	Rank	D	Score	Rank	D	Score	Rank	D	Score	Rank	D	Score	Rank
850	Sasha Vedenin	ON - Gemini	1994	4.4	13.900	5-T	4.0	11.800	12-T	5.7	13.900	2	5.8	14.400	1	19.9	54.000	1
854	Ti Liu	QC - Gymnix	1993	4.4	13.600	9	5.4	13.600	2	5.9	13.400	4	4.6	12.950	15	20.3	53.550	2
826	Rochelle Bernier	AB - Capital City	1993	5.2	13.550	10-T	4.9	13.200	3	4.4	12.750	12-T	5.1	13.300	6-T	19.6	52.800	3
857	Éliane Kulczyk	QC - Gym-Plus	1993	4.6	14.200	2-T	5.0	12.650	6-T	4.6	12.300	16-T	5.3	13.450	5	19.5	52.600	4
855	Lory-Jing Robert	QC - Gymnix	1994	4.4	13.400	16-T	4.5	12.000	11	5.2	13.350	5	5.0	13.600	2	19.1	52.350	5
831	Karensa Mitchell	BC - Club Aviva	1994	4.4	13.500	12-T	4.6	11.250	18	5.7	13.650	3	5.1	13.550	3	19.8	51.950	6
828	Brittany Ekstedt	AB - Champions	1992	4.4	13.300	20-T	5.3	13.950	1	4.4	12.850	8-T	3.8	11.700	28	17.9	51.800	7
859	Caroline Tanguay	QC - Viagym	1993	4.4	13.450	15	5.9	13.100	4	4.9	13.250	6-T	4.7	11.800	27	19.9	51.600	8
853	Krishna Yemany	ON - Oakville	1993	5.0	14.000	4	5.8	12.650	6-T	4.1	11.650	23	5.0	13.100	10-T	19.9	51.400	9
848	Emily Bigras	ON - Bluewater	1993	4.4	12.750	28-T	5.0	12.100	10	5.2	13.250	6-T	5.1	13.000	13-T	19.7	51.100	10
837	Katie Muir	BC - TAG	1994	4.4	13.200	22	4.5	12.200	9	5.0	12.850	8-T	5.6	12.300	25	19.5	50.550	11
856	Camille Santerre	QC - Gymnix	1991	4.4	13.150	23	5.0	12.700	5	5.0	11.800	21	4.6	12.800	17-T	19.0	50.450	12
851	Tedra Bolger	ON - Oakville	1993	4.4	13.300	20-T	4.2	11.600	14	4.4	12.400	14	4.6	13.100	10-T	17.6	50.400	13
861	Danielle Reed	SK - QCK	1992	4.0	12.800	27	5.0	12.400	8	5.7	11.950	20	5.1	13.150	9	19.8	50.300	14
846	Paulina Miller	NS - Halifax ALTA	1993	5.0	13.750	7	3.6	10.600	22	4.6	12.250	18	5.2	13.300	6-T	18.4	49.900	15
852	Nikki Paterson	ON - Oakville	1993	4.4	13.550	10-T	3.6	11.050	20	4.4	12.300	16-T	4.9	12.800	17-T	17.3	49.700	16
849	Courtney Chow	ON - Futures	1993	4.4	13.400	16-T	3.9	11.350	16	5.0	12.150	19	4.5	12.750	19	17.8	49.650	17
858	Anne-Sophie Csuka	QC - Laval-Excellence	19	5.0	14.200	2-T	4.1	11.300	17	5.1	11.050	28	5.1	13.000	13-T	19.3	49.550	18
830	Helen Cheung	BC - Club Aviva	1993	4.4	13.400	16-T	4.7	11.800	12-T	4.9	11.100	26-T	4.6	12.350	23-T	18.6	48.650	19
841	Natalie Gervais	MB - Springers	1994	4.0	12.750	28-T	2.8	10.450	24-T	4.9	12.800	11	4.7	12.600	20-T	16.4	48.600	20
847	Melanie Hew	ON - ASF	1992	4.7	13.700	8	3.2	11.100	19	4.2	10.850	29	4.8	12.900	16	16.9	48.550	21
860	Dayna Goldman	QC - Wimgym	1992	4.6	13.350	19	4.4	10.450	24-T	4.6	11.550	24-T	4.6	13.050	12	18.2	48.400	22
829	Tamar Smith	AB - Champions	1992	4.8	13.900	5-T	4.6	10.800	21	4.9	11.100	26-T	4.9	12.500	22	19.2	48.300	23



2010 Canadian Gymnastics Championships

Women's Artistic Gymnastics

Gymnastics BC • Tournament Capital Centre, Kamloops, BC • May 24-30, 2010

NAT'L OPEN WOMEN (16 & Up)																		
Sat. May 29 – Day 2: AA & Event Finals				VAULT / SAUT			BARS / BARRES			BEAM / POUTRE			FLOOR / SOL			ALL AROUND		
ID #	Gymnast's Name	Prov / Club	YOB	D	Score	Rank	D	Score	Rank	D	Score	Rank	D	Score	Rank	D	Score	Rank
833	Nicole Pineau	BC - Club Aviva	1992	4.4	12.950	25	3.8	9.900	29	5.0	11.700	22	5.1	13.200	8	18.3	47.750	24
845	Lauren Cavanagh	NS - Halifax ALTA	1992	4.2	12.350	31	2.4	9.950	27-T	4.7	12.750	12-T	4.5	12.600	20-T	15.8	47.650	25
838	Melissa Clark	MB - Panthers	1994	5.0	13.500	12-T	5.5	10.550	23	4.9	11.550	24-T	4.8	12.000	26	20.2	47.600	26
827	Amy Callaghan	AB - Champions	1994	4.4	13.500	12-T	4.8	11.400	15	4.7	10.500	30	4.4	11.600	29	18.3	47.000	27
835	Katie Geisler	BC - Langley	1992	4.4	12.600	30	3.2	8.850	30	5.3	12.850	8-T	4.9	12.350	23-T	17.8	46.650	28-T
834	Karleena Hatch	BC - Harbour City	1994	4.2	12.850	26	3.6	10.050	26	4.9	12.350	15	4.6	11.400	30	17.3	46.650	28-T
840	Sarah Flett	MB - Springers	1989	5.0	14.250	1				6.2	14.150	1	5.1	13.500	4	16.3	41.900	30
842	Dominique Landry	NB - Beausejour	1993	4.2	12.250	32	3.0	9.950	27-T	4.6	9.050	31	3.9	9.450	32	15.7	40.700	31
844	Amy Sterling	NB - Kingswood	1991	4.4	13.050	24							3.9	10.150	31	8.3	23.200	32