








2010 Canadian Gymnastics Championships

Women's Artistic Gymnastics

Gymnastics BC • Tournament Capital Centre, Kamloops, BC • May 24-30, 2010

HP NOVICE WOMEN – Qualification Wednesday, May 26 – In Team Comp.				 VAULT / SAUT			 BARS / BARRES			 BEAM / POUTRE			 FLOOR / SOL			 ALL AROUND		
ID #	Gymnast's Name	Prov / Club	YOB	D	Score	Rank	D	Score	Rank	D	Score	Rank	D	Score	Rank	D	Score	Rank
696	Shallon Olsen	BC - Omega	2000	6.2	15.150	1	5.0	13.350	4	6.2	15.450	2	6.8	15.300	1	24.2	59.250	1
713	Elise Bolger	ON - Oakville	1997	5.9	14.850	3	3.8	12.300	13	7.4	15.300	3	5.2	13.750	7	22.3	56.200	2
719	Maegan Chant	ON - World Class	1997	6.1	14.900	2	5.4	13.000	7	6.4	13.500	14	5.9	14.650	3	23.8	56.050	3
705	Meghan Sipos	ON - Futures	1997	4.9	13.700	6	3.1	12.000	14-T	6.5	14.900	4	6.1	14.700	2	20.6	55.300	4
712	Kassondra Lepik	ON - Gemini	1997	4.9	13.650	7-T	7.8	16.300	1	6.1	11.900	23	5.2	13.200	10-T	24.0	55.050	5-T
702	Abby Stacey	ON - Cambridge Kips	1997	4.9	13.650	7-T	4.0	11.800	17	7.1	16.300	1	4.9	13.300	9	20.9	55.050	5-T
723	Rose-Kalam Woo	QC - Gym-Richelieu	2000	4.7	13.450	10-T	5.3	13.400	3	6.5	14.850	5	5.0	13.150	12	21.5	54.850	7
717	Jordyn Pedersen	ON - Oakville	1997	5.9	14.600	4	5.9	12.400	12	7.4	12.450	21	6.2	14.150	4	25.4	53.600	8-T
718	Annie Sheridan	ON - Oakville	1998	4.1	13.000	12-T	4.3	12.900	8-T	6.3	14.600	6	5.5	13.100	13	20.2	53.600	8-T
700	Heaven Latimer	ON - Brantford Gym	1998	4.0	12.700	18	4.8	12.900	8-T	6.6	13.850	11	6.9	14.100	5	22.3	53.550	10
695	Makinli Handley	BC - Oganagan	1997	4.1	12.800	15-T	5.0	13.100	6	6.2	13.000	17-T	5.5	13.800	6	20.8	52.700	11
720	Brianna Clark	QC - Gymnix	1998	4.9	13.650	7-T	6.0	12.600	11	6.3	13.700	12	4.7	12.400	17-T	21.9	52.350	12
704	Casey Carvalho	ON - Futures	1997	4.1	12.550	19	4.1	12.850	10	5.4	13.900	9-T	5.1	12.800	15	18.7	52.100	13
703	Oleksandra Yermol	ON - East York	1999	4.0	12.450	20	5.6	14.200	2	5.2	12.550	19	4.5	12.850	14	19.3	52.050	14
715	Sydney Davison	ON - Oakville	1998	5.1	13.850	5	2.8	11.500	18	5.9	12.500	20	5.5	13.700	8	19.3	51.550	15
701	Kirsten Peterman	ON - Cambridge Kips	1998	4.8	13.450	10-T	4.7	11.000	20	5.3	13.950	8	4.5	12.700	16	19.3	51.100	16
721	Ivy Lu	QC - Gymnix	1998	4.0	12.150	22	4.5	11.850	16	4.2	13.400	15	4.4	13.200	10-T	17.1	50.600	17
724	Victoria-Kayen Woo	QC - Gym-Richelieu	1997	4.5	11.550	24	4.8	13.200	5	5.9	14.300	7	4.7	11.450	22	19.9	50.500	18
698	Emily Blackner	MB - Panthers	1997	4.2	12.750	17	4.7	12.000	14-T	6.2	12.150	22	4.3	12.400	17-T	19.4	49.300	19-T
711	Emily Ponce	ON - Futures	1998	4.1	13.000	12-T	4.0	10.950	21	5.7	13.150	16	3.7	12.200	20	17.5	49.300	19-T
767	Mariana Colussi-Pelaez	ON - Oakville	1997	4.1	12.850	14	2.8	10.300	23	5.8	13.000	17-T	5.1	12.300	19	17.8	48.450	21
716	Taylor Davison	ON - Oakville	1998	4.2	12.400	21	2.8	10.400	22	5.5	13.900	9-T	5.4	11.600	21	17.9	48.300	22
722	Sophie Guindon	QC - Gym-Richelieu	1998	4.7	11.950	23	2.8	11.300	19	5.7	13.650	13	3.5	11.150	24	16.7	48.050	23
699	Alexus Downey	NS - Halifax ALTA	1998	4.3	12.800	15-T	2.5	7.850	24	5.6	10.650	24	3.8	11.300	23	16.2	42.600	24