



# 2010 Canadian Gymnastics Championships

## Men's Artistic Gymnastics

Gymnastics BC • Tournament Capital Centre, Kamloops, BC • May 24-30, 2010

These are added to Day 2 Scores to determine awards.

H.P. ARGO MEN Day 1 – Wed. May 26																								
ID #	Gymnast's Name	Prov / Club	YOB	D	Score	Rank	D	Score	Rank	D	Score	Rank	D	Score	Rank	D	Score	Rank	D	Score	Rank	D	Score	Rank
536	Justin Karstadt	ON - Futures	1997	5.0	14.550	3	5.0	14.400	1-T	5.0	14.000	1	5.0	14.250	4-T	5.0	14.200	5	5.0	13.750	13	30.0	85.150	1
545	Samuel Zakutney	ON - National Capital	1998	5.0	14.200	7-T	5.0	14.300	4-T	5.0	13.950	2	5.0	14.250	4-T	5.0	14.550	2	5.0	13.600	15	30.0	84.850	2
529	Nicolas Garfias	BC - Twisters	1997	5.0	14.750	1-T	5.0	14.100	9	5.0	13.050	9-T	5.0	14.600	1	5.0	13.400	10	5.0	14.750	1	30.0	84.650	3
507	Kieran Fagan	AB - Capital City	1998	5.0	14.750	1-T	4.5	13.700	19-T	5.0	12.900	12-T	5.0	13.900	15-T	5.0	14.600	1	4.5	14.300	4	29.0	84.150	4
544	Casey Rogan	ON - Mississauga	1998	4.5	14.250	6	5.0	14.400	1-T	4.5	12.850	14-T	4.5	13.800	20-T	4.5	14.250	4	4.5	14.200	5	27.5	83.750	5
525	Nicolas Bourne	BC - Richmond	1998	5.0	14.400	5	4.5	14.050	10	5.0	12.850	14-T	5.0	14.150	7-T	5.0	13.700	6-T	5.0	13.550	16-T	29.5	82.700	6
553	René Cournoyer	QC - Gymnika	1997	5.0	14.050	9	5.0	13.900	11-T	5.0	12.100	28-T	5.0	14.100	10	5.0	13.200	12-T	5.0	14.500	2	30.0	81.850	7
538	Anthony Tawfik	ON - Futures	1999	4.5	13.800	12-T	4.0	13.750	16-T	5.0	13.400	4-T	4.5	13.550	31	4.5	13.200	12-T	4.5	14.050	7	27.0	81.750	8
511	Sasha Semeniuk	AB - Capital City	1997	5.0	13.200	33-T	5.0	13.150	36	5.0	13.550	3	5.0	13.800	20-T	5.0	14.400	3	5.0	12.850	26-T	30.0	80.950	9
555	Xavier Doyon	QC - IMCO	1998	4.5	12.950	38-T	4.5	13.550	24	4.5	13.400	4-T	4.5	14.000	13	4.5	13.450	9	4.5	13.050	23	27.0	80.400	10
518	Colin Schuler Ram	BC - Kerrigan	1998	5.0	13.500	22-T	5.0	13.350	30-T	2.9	12.150	25-T	5.0	13.500	32-T	5.0	13.100	15-T	5.0	14.400	3	27.9	80.000	11
524	Alexandre [Sacha] Bratty	BC - Phoenix		5.0	14.200	7-T	5.0	14.150	8	5.0	11.750	37-T	5.0	13.750	25-T	5.0	13.700	6-T	5.0	12.400	32	30.0	79.950	12
556	Peter Yeats	QC - IMCO	1999	4.5	13.450	26	4.0	13.750	16-T	4.0	12.700	18	4.5	13.250	42	4.0	13.300	11	4.0	13.250	20	25.0	79.700	13
526	Alex Cookney	BC - Richmond	1997	5.0	13.250	31-T	5.0	14.200	6-T	5.0	11.750	37-T	5.0	14.050	11-T	5.0	12.850	19	5.0	13.550	16-T	30.0	79.650	14
505	Colton Tuffs	AB - Calgary	2000	5.0	14.450	4	4.0	13.600	23	4.5	12.800	16	4.0	13.450	34	2.6	11.350	40	4.0	13.800	11-T	24.1	79.450	15
512	Findlay McCormick	AB - Exelta	1997	5.0	13.650	17	5.0	13.850	13-T	5.0	12.050	32	5.0	14.050	11-T	5.0	12.250	30-T	5.0	13.200	21	30.0	79.050	16
561	Michael Thorpe	SK - Queen City	1999	4.0	13.500	22-T	4.0	13.850	13-T	4.0	12.450	20-T	4.5	13.900	15-T	2.6	11.750	37	4.0	13.300	19	23.1	78.750	17
527	Nicolas Apostol	BC - Surrey	1999	5.0	12.950	38-T	4.0	13.500	25-T	4.0	12.300	22-T	4.5	13.750	25-T	4.5	13.200	12-T	4.0	12.950	24-T	26.0	78.650	18
541	Ryan Oehrlein	ON - Gold Medal Gym	1999	4.5	13.550	21	4.0	13.050	39	4.0	12.900	12-T	4.0	13.400	35-T	4.0	12.750	20	4.0	12.950	24-T	24.5	78.600	19
535	Ethan Chin	ON - Futures	1999	4.5	11.700	50	4.0	13.700	19-T	4.5	13.050	9-T	4.5	13.700	28-T	4.0	12.950	17-T	4.0	13.400	18	25.5	78.500	20
509	Ethan Marsden	AB - Capital City	1998	4.5	13.350	27	4.5	11.700	50	4.5	13.400	4-T	4.5	13.800	20-T	4.5	12.200	33-T	4.5	13.850	8-T	27.0	78.300	21
530	Andrew Schmidt	BC - Twisters	1997	5.0	13.500	22-T	5.0	12.400	45-T	5.0	11.950	33-T	5.0	14.400	3	5.0	12.950	17-T	4.5	12.800	29	29.5	78.000	22-T
554	Tommy Barette-Hébert	QC - IMCO		5.0	13.700	14-T	5.0	14.300	4-T	5.0	12.150	25-T	5.0	13.850	17-T	3.2	10.150	49	5.0	13.850	8-T	28.2	78.000	22-T
543	Elle Baker	ON - Mississauga	2000	4.0	13.500	22-T	4.0	13.250	34-T	4.0	12.100	28-T	4.0	13.050	47-T	4.0	13.500	8	4.0	12.550	30	24.0	77.950	24
510	Danny Schnoor	AB - Capital City	1999	5.0	13.600	18-T	4.0	13.750	16-T	4.5	12.300	22-T	4.5	13.850	17-T	1.9	11.100	43	4.0	13.150	22	23.9	77.750	25
516	Arman Sadhra	BC - Delta	1998	5.0	13.200	33-T	5.0	13.700	19-T	5.0	11.850	36	5.0	13.800	20-T	5.0	12.250	30-T	5.0	12.850	26-T	30.0	77.650	26
537	Jonathan Scripnick	ON - Futures	1999	4.5	13.600	18-T	4.0	12.350	47	4.5	11.900	35	4.5	13.400	35-T	4.0	12.450	27	4.5	13.650	14	26.0	77.350	27
534	James Stumpo	ON - East York	1999	4.0	13.700	14-T	4.0	13.250	34-T	4.0	12.750	17	4.0	13.100	44-T	4.0	12.500	25-T	4.0	11.700	37	24.0	77.000	28
547	Parker Ramsay	PEI - Island Gym	1997	5.0	13.900	11	5.0	13.850	13-T	5.0	10.300	46	5.0	14.150	7-T	2.7	10.750	47	5.0	13.850	8-T	27.7	76.800	29
552	Ugo Brais Germain	QC - Gymnika	1998	5.0	14.000	10	4.5	12.400	45-T	4.5	13.150	7	4.5	13.400	35-T	2.3	9.650	51	4.5	13.800	11-T	25.3	76.400	30
550	Thierry Pellerin	QC - Gymnastic	1997	5.0	13.300	28-T	5.0	14.200	6-T	5.0	12.200	24	5.0	13.800	20-T	3.5	12.300	28-T	3.8	10.500	41	27.3	76.300	31
501	Dillon Eades	AB - Calgary	1999	4.5	13.200	33-T	4.0	13.700	19-T	4.5	12.100	28-T	4.0	13.700	28-T	2.6	11.200	41-T	4.0	12.200	33	23.6	76.100	32
557	William Emard	QC - Laval-Excellence	2000	4.0	13.300	28-T	4.0	12.650	43	4.0	12.150	25-T	4.0	13.350	38-T	4.0	12.650	21	4.0	11.500	39	24.0	75.600	33
502	Bailey Lahure	AB - Calgary	1998	3.5	12.150	47	5.0	11.950	49	4.5	13.100	8	5.0	12.450	53	5.0	11.650	38	4.5	14.100	6	27.5	75.400	34
508	Brett Golka	AB - Capital City	1997	5.0	12.550	44-T	5.0	9.500	52	5.0	13.000	11	5.0	14.550	2	5.0	12.200	33-T	5.0	12.850	26-T	30.0	74.650	35
549	Antoine Laroche-Nantel	QC - Gymélites		4.5	13.800	12-T	4.5	12.550	44	4.5	12.100	28-T	4.5	13.850	17-T	2.9	9.500	53	4.5	12.450	31	25.4	74.250	36
533	Andrew Robertson	ON - East York	1997	5.0	12.750	42	5.0	13.900	11-T	5.0	12.600	19	5.0	14.250	4-T	3.2	9.600	52	4.2	10.250	42	27.4	73.350	37
517	Addyson Cheladyn	BC - Kerrigan	2000	4.5	12.550	44-T	4.0	12.200	48	4.5	11.100	43	4.5	13.100	44-T	4.0	11.500	39	4.0	11.900	36	25.5	72.350	38










# 2010 Canadian Gymnastics Championships

## Men's Artistic Gymnastics

Gymnastics BC • Tournament Capital Centre, Kamloops, BC • May 24-30, 2010

These are added to Day 2 Scores to determine awards.

H.P. ARGO MEN Day 1 – Wed. May 26																								
				FLOOR / SOL			POMMELS / ARCONS			RINGS / ANNEAUX			VAULT / SAUT			P. BARS / BARRES P.			HOR. BAR / BARRE F.			ALL AROUND / TOTAL		
ID #	Gymnast's Name	Prov / Club	YOB	D	Score	Rank	D	Score	Rank	D	Score	Rank	D	Score	Rank	D	Score	Rank	D	Score	Rank	D	Score	Rank
506	<b>Benjamin Ulmer</b>	AB - Calgary	1997	5.0	<b>13.150</b>	36	5.0	<b>13.100</b>	37-T	5.0	<b>9.800</b>	47	5.0	<b>13.500</b>	32-T	5.0	<b>11.850</b>	36	3.5	<b>10.050</b>	43-T	28.5	<b>71.450</b>	39
513	<b>Conner Trepanier</b>	AB - Exelta	1997	5.0	<b>13.700</b>	14-T	5.0	<b>14.350</b>	3	2.9	<b>8.950</b>	51	5.0	<b>13.700</b>	28-T	3.2	<b>10.850</b>	46	2.5	<b>9.700</b>	45	23.6	<b>71.250</b>	40
532	<b>Lucas Durrant</b>	ON - East York	1998	4.5	<b>13.300</b>	28-T	4.5	<b>9.700</b>	51	4.5	<b>12.450</b>	20-T	4.5	<b>13.750</b>	25-T	4.5	<b>12.250</b>	30-T	1.9	<b>9.650</b>	46	24.4	<b>71.100</b>	41
560	<b>Olivier Menezes-Thibeault</b>	QC - Laval-Excellence		2.5	<b>10.950</b>	52	4.0	<b>13.350</b>	30-T	4.0	<b>11.500</b>	39-T	4.0	<b>13.050</b>	47-T	4.0	<b>12.600</b>	22-T	1.3	<b>9.400</b>	48	19.8	<b>70.850</b>	42
528	<b>Francois Barnard</b>	BC - Twisters	1999	2.5	<b>10.500</b>	53	4.0	<b>13.500</b>	25-T	1.5	<b>9.050</b>	50	4.5	<b>13.300</b>	40-T	4.0	<b>12.300</b>	28-T	4.0	<b>12.100</b>	34-T	20.5	<b>70.750</b>	43-T
548	<b>Nathan Gamache</b>	QC - Dynamix	1999	4.0	<b>12.850</b>	40-T	4.0	<b>13.400</b>	29	1.5	<b>9.300</b>	48	4.0	<b>13.100</b>	44-T	4.0	<b>12.550</b>	24	1.3	<b>9.550</b>	47	18.8	<b>70.750</b>	43-T
542	<b>Andrew Pietras</b>	ON - Gold Medal Gym	1999	2.5	<b>11.250</b>	51	4.0	<b>13.350</b>	30-T	1.5	<b>10.400</b>	45	4.0	<b>13.350</b>	38-T	4.0	<b>13.100</b>	15-T	2.3	<b>9.200</b>	49	18.3	<b>70.650</b>	45
558	<b>Mathieu Filion</b>	QC - Laval-Excellence	2000	4.0	<b>12.650</b>	43	4.0	<b>13.500</b>	25-T	4.0	<b>11.950</b>	33-T	4.0	<b>12.650</b>	51-T	4.0	<b>12.600</b>	22-T	2.5	<b>6.900</b>	51	22.5	<b>70.250</b>	46
500	<b>Reilly Bowen</b>	AB - Calgary	1999	4.5	<b>12.350</b>	46	4.0	<b>13.500</b>	25-T	4.5	<b>11.250</b>	41	4.0	<b>13.300</b>	40-T	4.0	<b>12.500</b>	25-T	2.3	<b>7.000</b>	50	23.3	<b>69.900</b>	47
559	<b>Laurent Gosselin Paradis</b>	QC - Laval-Excellence		4.0	<b>13.050</b>	37	4.0	<b>12.800</b>	41-T	1.5	<b>9.100</b>	49	4.0	<b>12.900</b>	49-T	2.6	<b>11.000</b>	44	1.8	<b>10.650</b>	40	17.9	<b>69.500</b>	48
531	<b>Griffin Brophy</b>	NFL - Cygnus	1998	4.5	<b>13.600</b>	18-T	4.5	<b>8.050</b>	53	4.5	<b>11.150</b>	42	4.5	<b>13.950</b>	14	3.5	<b>10.200</b>	48	4.5	<b>11.650</b>	38	26.0	<b>68.600</b>	49
546	<b>Alex Mann</b>	PEI - Island Gym	1998	4.5	<b>12.050</b>	49	4.5	<b>13.000</b>	40	5.0	<b>11.500</b>	39-T	5.0	<b>14.150</b>	7-T	4.0	<b>10.950</b>	45	3.5	<b>6.550</b>	52	26.5	<b>68.200</b>	50
503	<b>Duncan McDonald</b>	AB - Calgary	1999	4.5	<b>13.250</b>	31-T	4.0	<b>12.800</b>	41-T	4.5	<b>11.050</b>	44	4.0	<b>12.900</b>	49-T	4.0	<b>11.950</b>	35	1.5	<b>6.150</b>	53	22.5	<b>68.100</b>	51-T
551	<b>William Bourgeois</b>	QC - Gymnika	1999	4.0	<b>12.850</b>	40-T	4.0	<b>13.300</b>	33	4.0	<b>7.350</b>	53	4.5	<b>12.650</b>	51-T	1.8	<b>9.850</b>	50	4.0	<b>12.100</b>	34-T	22.3	<b>68.100</b>	51-T
540	<b>Jeremy Meneses</b>	ON - Gold Medal Gym	1999	4.0	<b>12.100</b>	48	4.0	<b>13.100</b>	37-T	1.5	<b>8.350</b>	52	4.0	<b>13.200</b>	43	4.0	<b>11.200</b>	41-T	4.0	<b>10.050</b>	43-T	21.5	<b>68.000</b>	53