

2005 Canadian Gymnastics Championships






Gym BC • Vancouver, BC • May 24-28, 2005



GymScore 2000

Open Women • Day 1 - Team Comp. • Team Scores

(Best 4 scores of 7 per event.)

	 V	 UB	 BB	 FX	 AA
	<u>SV</u> <u>Score</u> <u>rk</u>	<u>SV</u> <u>Score</u> <u>rk</u>	<u>SV</u> <u>Score</u> <u>rk</u>	<u>SV</u> <u>Score</u> <u>rk</u>	<u>SV</u> <u>Score</u> <u>rk</u>
Ontario	35.975 1	37.925 1	36.975 1	37.400 1	148.275 1
Québec	35.175 2	37.275 2	33.500 6	37.375 2	143.325 2
British Columbia	34.825 3	35.075 4	36.275 2	36.325 4	142.500 3
Alberta	34.175 5	35.725 3	34.525 4	36.000 5	140.425 4
Nova Scotia	34.600	33.775 6	34.700 3	36.375 3	139.450 5
Manitoba	33.125	33.100 7	34.475	34.550	135.250 6
Saskatchewan	32.975 7	34.500 5	32.675 7	34.250 7	134.400 7

2005 Canadian Gymnastics Championships

Gym BC • Vancouver, BC • May 24-28, 2005



GymScore 2000

TEAM MEMBERS - Open Women

7 = # gymnasts per team

4 = # counting scores per event

Alberta

218	Gibbons, Krista	AB
233	Logan, Brittany	AB
234	McGregor, Stephanie	AB
235	Nashchuk, Carmen	AB
236	Johnson, Nikki	AB
237	Sabey, Madison	AB
238	McKellar, Leanne	AB

Québec

137	Larocque, Ketsia	QC
146	Nolet, Monica	QC
147	Potvin, Marion	QC
148	Farley, Lisa-Marie	QC
149	Lemay, Karine	QC
151	L-Castonguay, Fanny	QC
161	Fortin, Joanie	QC

British Columbia

199	Tetrault, Celine	BC
206	Nicholson, Kadi	BC
207	Josefson, Robyn	BC
213	Wilson, Leah	BC
214	Chan, Alycia	BC
216	Mann, Melissa	BC
217	Lang, Kelsey	BC

Saskatchewan

130	Crawford, Ariel	SK
131	Goebel, Theresa	SK
132	Crook, Elyse	SK
133	Fink, Jocelyn	SK
134	Slinn, Kristen	SK
136	Sametz, Lisa	SK
~	~	~

Manitoba

191	Smith, Robyn	MB
192	Montanti, Toni	MB
193	Pratt-Chalmers, Kristen	MB
194	Flett, Sarah	MB
195	Beauchemin, Chelsea	MB
196	Griffiths, Jade	MB
197	MacLeod, Charissa	MB

Nova Scotia

180	Wirtanen, Jenna	NS
182	Saulnier, Erica	NS
183	Ferguson-Losier, Olivia	NS
184	Gilmore, Crystal	NS
185	Jollimore, Alexa	NS
186	Boone, Jennifer	NS
187	Lefort, Chelsea	NS

Ontario

165	Gibson, Teri	ON
166	Vuong, Zuyen	ON
169	Houghting, Ashley	ON
171	McCarthy, Ellen	ON
174	O'Donnell, Katie	ON
172	Mak, Allison	ON
176	Tham, Melanie	ON






2005 Canadian Gymnastics Championships

Gym BC • Vancouver, BC • May 24-28, 2005



GymScore 2000

Open Women • Day 1 - Team Comp. • All Around Summary

			 V			 UB			 BB			 FX			 AA		
			SV	Score	rk	SV	Score	rk	SV	Score	rk	SV	Score	rk	SV	Score	rk
176	Melanie Tham	ON	9.7	9.125	2	10.2	9.575	3	10.2	9.350	4T	10.2	9.650	1	40.3	37.700	1
171	Ellen McCarthy	ON	9.3	8.675	12T	10.2	9.600	2	10.2	9.350	4T	10.1	9.375	6	39.8	37.000	2
178	Barbara Gasser	ON	9.3	8.650	15T	10.1	9.175	8	10.2	9.475	2	10.0	9.000	22T	39.6	36.300	3
169	Ashley Houghting	ON	9.7	8.950	5	10.1	9.250	6	10.2	8.800	17T	9.9	9.125	13T	39.9	36.125	4
213	Leah Wilson	BC	9.7	9.000	3	9.9	8.900	15T	10.0	9.325	6T	9.8	8.850	28T	39.4	36.075	5
236	Nikki Johnson	AB	9.4	8.550	19T	10.2	9.050	10	10.0	9.325	6T	9.9	8.950	24	39.5	35.875	6
174	Katie O'Donnell	ON	9.7	8.925	6	10.2	9.500	4	10.0	8.800	17T	9.9	8.600	43T	39.8	35.825	7
151	Fanny L-Castonguay	QC	9.7	8.825	7	9.7	8.775	26T	9.7	8.500	29T	10.1	9.600	2	39.2	35.700	8
166	Zuyen Vuong	ON	9.3	8.700	10T	9.9	9.000	12T	10.0	8.900	10T	9.9	9.050	17T	39.1	35.650	9
147	Marion Potvin	QC	9.3	8.700	10T	9.8	9.150	9	9.9	8.500	29T	10.1	9.250	8T	39.1	35.600	10
146	Monica Nolet	QC	9.3	8.450	33T	10.2	9.725	1	9.8	8.200	42T	10.0	9.025	20T	39.3	35.400	11
214	Alycia Chan	BC	9.3	8.500	26T	9.8	8.600	31	10.0	8.750	22T	10.2	9.475	5	39.3	35.325	12T
177	Amanda Fuller	ON	9.3	8.525	23T	9.9	8.850	18T	9.8	8.750	22T	10.1	9.200	12	39.1	35.325	12T
216	Melissa Mann	BC	9.3	8.550	19T	9.6	8.775	26T	10.0	8.900	10T	10.1	9.075	16	39.0	35.300	14
149	Karine Lemay	QC	9.3	8.450	33T	9.8	9.000	12T	9.6	8.300	40	10.1	9.500	4	38.8	35.250	15
172	Allison Mak	ON	9.3	8.675	12T	9.0	7.850	59T	10.0	9.375	3	10.0	9.250	8T	38.3	35.150	16
148	Lisa-Marie Farley	QC	9.7	9.200	1	9.7	8.825	23	10.0	8.200	42T	9.8	8.825	30T	39.2	35.050	17
184	Crystal Gilmore	NS	9.3	8.575	18	9.6	8.000	53T	10.0	8.900	10T	10.2	9.525	3	39.1	35.000	18
199	Celine Tetrault	BC	9.3	8.550	19T	10.1	8.800	24T	9.5	8.600	26T	9.9	8.925	25T	38.8	34.875	19T
200	Alyssa Marohn	BC	9.3	8.525	23T	9.9	8.850	18T	9.9	8.650	25	10.0	8.850	28T	39.1	34.875	19T
235	Carmen Nashchuk	AB	9.3	8.675	12T	9.8	8.800	24T	9.4	8.250	41	9.9	9.025	20T	38.4	34.750	21
155	Gabrielle Tessier	QC	9.3	8.475	31T	9.8	8.850	18T	9.9	8.800	17T	9.7	8.600	43T	38.7	34.725	22
165	Teri Gibson	ON	9.7	8.975	4	10.2	8.750	28	9.5	7.900	53T	10.0	9.000	22T	39.4	34.625	23
187	Chelsea Lefort	NS	9.3	8.625	17	9.5	8.000	53T	10.0	8.850	15	10.0	9.125	13T	38.8	34.600	24
189	Jessica McCallum	NB	9.3	8.525	23T	9.5	7.950	55T	10.1	8.800	17T	10.0	9.250	8T	38.9	34.525	25
217	Kelsey Lang	BC	9.4	8.725	9	9.7	8.300	42T	9.9	8.950	9	9.8	8.500	49T	38.8	34.475	26
160	Claudine Bolduc	QC	9.1	8.300	44	9.8	9.200	7	9.8	7.900	53T	9.9	9.050	17T	38.6	34.450	27
157	Marie-Pier Campeau	QC	9.1	8.500	26T	9.1	8.275	45	9.9	8.400	36T	9.8	9.250	8T	37.9	34.425	28
204	Denee O'Krane	BC	9.1	8.325	41T	9.6	8.700	29	9.6	8.600	26T	9.8	8.700	35T	38.1	34.325	29
175	Brittany Schuett	ON	9.7	8.350	39T	9.7	7.750	62	10.2	9.600	1	10.2	8.600	43T	39.8	34.300	30
234	Stephanie McGregor	AB	9.3	8.500	26T	9.7	9.000	12T	9.8	7.600	59	9.9	9.100	15	38.7	34.200	31T
136	Lisa Sametz	SK	9.1	8.400	36	9.9	8.900	15T	9.8	8.200	42T	9.7	8.700	35T	38.5	34.200	31T






2005 Canadian Gymnastics Championships

Gym BC • Vancouver, BC • May 24-28, 2005



GymScore 2000

Open Women • Day 1 - Team Comp. • All Around Summary

			 V			 UB			 BB			 FX			 AA		
			SV	Score	rk	SV	Score	rk	SV	Score	rk	SV	Score	rk	SV	Score	rk
180	Jenna Wirtanen	NS	9.3	8.650	15T	9.5	8.450	36	9.9	8.750	22T	9.8	8.350	57T	38.5	34.200	31T
173	Andrea Mallia	ON	9.3	8.500	26T	9.6	8.250	46T	9.6	7.950	52	9.9	9.275	7	38.4	33.975	34
207	Robyn Josefson	BC	9.1	7.900	63T	9.7	8.300	42T	10.2	9.100	8	9.7	8.650	38T	38.7	33.950	35
168	Tara Swami	ON	9.1	8.375	37T	9.6	8.500	32T	9.5	8.550	28	9.8	8.500	49T	38.0	33.925	36
237	Madison Sabey	AB	9.4	8.450	33T	9.6	8.150	51	9.8	8.500	29T	9.9	8.800	32T	38.7	33.900	37
186	Jennifer Boone	NS	9.1	8.275	45T	9.7	8.500	32T	9.7	8.200	42T	9.7	8.900	27	38.2	33.875	38
202	Angela Walker	BC	9.1	8.350	39T	9.5	7.900	57T	10.2	8.900	10T	9.6	8.700	35T	38.4	33.850	39
203	Olivia Willett	BC	9.3	8.250	47	9.7	8.850	18T	9.9	8.450	33T	9.7	8.150	62	38.6	33.700	40
206	Kadi Nicholson	BC	9.1	8.475	31T	9.5	8.350	38T	9.5	8.500	29T	9.6	8.350	57T	37.7	33.675	41
194	Sarah Flett	MB	9.3	8.500	26T	8.8	7.400	67T	9.7	8.900	10T	9.7	8.800	32T	37.5	33.600	42
130	Ariel Crawford	SK	9.1	8.050	60T	9.3	8.400	37	9.7	8.825	16	9.5	8.250	60T	37.6	33.525	43
191	Robyn Smith	MB	9.1	8.225	48T	9.5	8.350	38T	9.2	8.425	35	9.6	8.500	49T	37.4	33.500	44T
233	Brittany Logan	AB	9.1	8.200	52T	9.7	8.875	17	9.5	7.500	60T	9.8	8.925	25T	38.1	33.500	44T
185	Alexa Jollimore	NS	8.9	8.200	52T	9.3	8.325	41	9.7	8.100	48T	9.6	8.825	30T	37.5	33.450	46
188	Caroline McAvity	NB	8.9	8.050	60T	9.5	8.200	48T	9.5	8.100	48T	10.0	9.050	17T	37.9	33.400	47
137	Ketsia Larocque	QC	9.1	8.225	48T	9.8	9.025	11	9.0	7.700	57T	9.5	8.350	57T	37.4	33.300	48
158	Fanny Dupont-Moniz	QC	8.9	8.150	57T	9.6	8.675	30	9.7	8.400	36T	9.5	8.050	63T	37.7	33.275	49
193	Kristen Pratt-Chalmers	MB	9.1	8.050	60T	9.8	8.200	48T	9.9	8.800	17T	9.6	8.000	65	38.4	33.050	50
238	Leanne McKellar	AB	9.1	8.375	37T	9.4	7.700	63	9.7	8.450	33T	9.7	8.500	49T	37.9	33.025	51
218	Krista Gibbons	AB	9.1	8.150	57T	9.5	7.850	59T	9.5	8.200	42T	9.6	8.650	38T	37.7	32.850	52
134	Kristen Slinn	SK	9.1	8.325	41T	9.5	8.350	38T	9.5	7.500	60T	9.7	8.650	38T	37.8	32.825	53
196	Jade Griffiths	MB	9.1	8.175	56	9.0	7.450	66	9.6	8.350	39	9.8	8.750	34	37.5	32.725	54
195	Chelsea Beauchemin	MB	9.1	8.225	48T	9.6	8.500	32T	9.5	7.900	53T	9.5	8.050	63T	37.7	32.675	55
230	Fuyumi Yokura	AB	9.1	8.275	45T	9.5	8.250	46T	9.7	7.700	57T	9.5	8.400	56	37.8	32.625	56
182	Erica Saulnier	NS	9.4	8.750	8	9.5	8.500	32T	9.1	6.750	68	9.7	8.575	47	37.7	32.575	57
219	Keely McCabe	AB	9.1	7.600	66	8.8	7.800	61	9.5	8.400	36T	9.5	8.600	43T	36.9	32.400	58T
197	Charissa MacLeod	MB	9.1	7.750	65	9.5	8.050	52	9.2	8.100	48T	9.7	8.500	49T	37.5	32.400	58T
183	Olivia Ferguson-Losier	NS	9.1	8.325	41T	9.5	7.650	64	9.1	7.450	62	9.5	8.625	41T	37.2	32.050	60
131	Theresa Goebel	SK	9.1	8.200	52T	9.6	7.100	69	9.5	8.150	47	9.6	8.475	54	37.8	31.925	61
198	Lindsay Mirecki	MB	9.1	8.100	59	9.5	7.900	57T	9.7	8.000	51	9.6	7.900	66	37.9	31.900	62
159	Vickie Piché	QC	9.1	8.200	52T	9.2	8.200	48T	9.3	6.850	67	9.6	8.625	41T	37.2	31.875	63
163	Alice MA	PEI	9.1	7.900	63T	9.0	7.400	67T	9.8	7.050	65	9.8	8.250	60T	37.7	30.600	64






2005 Canadian Gymnastics Championships

Gym BC • Vancouver, BC • May 24-28, 2005



GymScore 2000

Open Women • Day 1 - Team Comp. • All Around Summary

			 V		 UB		 BB		 FX		 AA	
			SV	Score rk	SV	Score rk	SV	Score rk	SV	Score rk	SV	Score rk
133	Jocelyn Fink	SK		~	9.8	8.850 18T	9.6	7.300 64	9.4	8.425 55	28.8	24.575 65
190	Amy Sterline	NB	9.4	8.550 19T		~	9.6	7.350 63	9.6	8.550 48	28.6	24.450 66
205	Natalie Segovia	BC	9.1	8.225 48T	9.6	8.300 42T	9.5	7.750 56		~	28.2	24.275 67
192	Toni Montanti	MB		~	9.9	7.550 65	9.7	6.950 66		~	19.6	14.500 68
161	Joanie Fortin	QC		~	10.0	9.375 5	7.1	2.900 69		~	17.1	12.275 69
132	Elyse Crook	SK		~	9.3	7.950 55T		~		~	9.3	7.950 70