

2005 Canadian Gymnastics Championships

Gym BC • Vancouver, BC • May 24-28, 2005



GymScore 2000

Senior Men • Day 1 & 2 Event Summary

(Better Score)

The better score of the 2 days is used to select finalists in events.

Juniors can also qualify for Sr finals.



FX



PH



R



V



PB



HB



AA

SV Score rk SV Score rk SV Score rk SV Score rk SV Score rk SV Score rk SV Score rk

249	Golding, Grant	AB	1-D1	9.5	9.200	2	9.6	8.150	8	9.9	8.950	1	9.8	8.700	15	9.8	9.100	1T	9.3	8.450	8
			2-D2	9.5	9.350	2	9.7	8.900	5T	9.9	9.100	1T	9.7	9.350	4	9.8	9.050	1T	8.9	8.550	7T
			Bttr	9.5	9.350	2	9.7	8.900	6T	9.9	9.100	1T	9.7	9.350	5T	9.8	9.100	1T	8.9	8.550	8
247	Wong, Adam	AB	1-D1	9.4	8.800	3	9.6	9.050	3	9.7	8.750	2	9.8	9.100	6	9.4	9.100	1T	9.5	9.250	1
			2-D2	9.4	9.000	4T	9.4	8.100	8	9.7	9.100	1T	9.8	8.800	16	9.4	8.950	3	9.6	9.125	2
			Bttr	9.4	9.000	4T	9.6	9.050	4	9.7	9.100	1T	9.8	9.100	9T	9.4	9.100	1T	9.5	9.250	1T
213	Sandy, Casey	ON	1-D1	9.4	8.700	5T	9.9	8.500	6	9.6	8.350	4	9.9	9.675	1	9.5	8.250	5	9.5	8.800	3T
			2-D2	9.4	8.700	8	9.8	9.200	2	9.6	8.400	4	9.9	9.150	7	9.5	8.800	4	9.7	8.800	4
			Bttr	9.4	8.700	8	9.8	9.200	2T	9.6	8.400	4	9.9	9.675	1	9.5	8.800	4	9.5	8.800	4
220	Kikuchi, David	NS	1-D1	8.7	8.200	10T	9.5	9.200	2	9.5	8.700	3	9.5	8.975	11	9.6	8.950	3	8.8	8.475	7
			2-D2	8.7	8.300	9T	9.5	9.100	3	9.5	8.850	3	9.5	9.000	11T	9.6	9.050	1T	9.1	8.725	5
			Bttr	8.7	8.300	9T	9.5	9.200	2T	9.5	8.850	3	9.5	9.000	14T	9.6	9.050	3	9.1	8.725	5
207	Jeltkov, Alexander	QC	1-D1	9.3	8.700	5T	8.9	7.750	10	8.5	7.850	6T	9.5	9.150	5	8.8	7.500	10	9.5	9.175	2
			2-D2	9.3	8.900	6	8.7	7.350	11T	8.5	7.950	6	9.5	9.400	2T	9.2	8.150	8	9.5	9.250	1
			Bttr	9.3	8.900	6	8.9	7.750	12	8.5	7.950	6T	9.5	9.400	3T	9.2	8.150	9	9.5	9.250	1T
235	Ikeda, Ken	BC	1-D1	8.7	8.300	7T	9.8	9.350	1	8.2	6.150	20	9.7	9.025	8	9.6	8.750	4	9.1	8.600	5
			2-D2	8.7	8.100	13T	9.8	9.350	1	8.4	7.100	16T	9.7	9.000	11T	9.5	8.750	5	9.1	8.550	7T
			Bttr	8.7	8.300	9T	9.8	9.350	1	8.4	7.100	17T	9.7	9.025	13	9.6	8.750	5	9.1	8.600	7

2005 Canadian Gymnastics Championships








Gym BC • Vancouver, BC • May 24-28, 2005



GymScore 2000

Senior Men • Day 1 & 2 Event Summary

(Better Score)

																								
			SV	Score	rk	SV	Score	rk	SV	Score	rk	SV	Score	rk	SV	Score	rk	SV	Score	rk	SV	Score	rk	
236	Walls, Jared	AB	1-D1	9.4	8.750	4	9.3	8.200	7	9.2	7.850	6T	9.6	9.050	7	9.0	7.550	9	8.7	7.850	11			
			2-D2	9.4	9.000	4T	9.0	6.850	16T	9.3	8.250	5	9.6	9.075	9T	9.4	8.500	6	9.0	8.475	9			
			Bttr	9.4	9.000	4T	9.3	8.200	10	9.3	8.250	5	9.6	9.075	11T	9.4	8.500	6	9.0	8.475	10			
240	Gafuik, Nathan	AB	1-D1	9.2	8.250	9	9.6	8.800	4	8.7	7.950	5	9.9	8.450	22	9.4	8.200	6	9.5	8.100	9			
			2-D2	9.4	8.750	7	9.4	7.750	10	8.6	7.850	7T	9.9	9.200	5T	9.2	7.550	14T	9.7	8.700	6			
			Bttr	9.4	8.750	7	9.6	8.800	8	8.7	7.950	6T	9.9	9.200	7T	9.4	8.200	7T	9.7	8.700	6			
221	Tetrault, Stephen	MB	1-D1	8.9	8.050	12T	9.4	8.650	5	8.7	7.450	9T	9.7	9.350	3	8.6	7.400	12T	8.8	7.800	13			
			2-D2	8.8	7.800	19	9.5	8.950	4	8.9	7.850	7T	9.7	9.000	11T	8.6	8.050	9	9.0	8.050	11			
			Bttr	8.9	8.050	16T	9.5	8.950	5	8.9	7.850	8T	9.7	9.350	5T	8.6	8.050	10	9.0	8.050	11			
246	Sidwell, Devon	AB	1-D1	8.8	7.550	20T	8.8	6.050	21	8.7	7.450	9T	9.5	8.950	12	8.5	7.400	12T	8.8	7.100	21			
			2-D2	8.9	8.100	13T	8.9	7.350	11T	8.7	7.600	9T	9.5	8.950	14	8.5	7.800	11	8.8	7.950	12			
			Bttr	8.9	8.100	15	8.9	7.350	15T	8.7	7.600	10T	9.5	8.950	17	8.5	7.800	13	8.8	7.950	12			
222	Carney, Dylan	Ind	1-D1	8.9	8.200	10T	7.9	6.500	17	7.8	6.950	14	9.8	8.600	18T	8.5	7.350	15	9.3	8.800	3T			
			2-D2	9.1	8.050	15	7.9	6.150	21	7.9	7.150	15	9.5	9.200	5T	8.5	7.400	18	9.3	9.100	3			
			Bttr	8.9	8.200	13T	7.9	6.500	21	7.9	7.150	16	9.5	9.200	7T	8.5	7.400	19	9.3	9.100	3			
215	Lord, Sean	ON	1-D1	9.0	8.300	7T	8.5	7.400	14	8.4	6.650	17	9.5	9.000	9T	8.4	7.400	12T	8.3	7.825	12			
			2-D2	9.0	8.200	11T	9.0	8.000	9	8.4	7.100	16T	9.5	8.900	15	8.3	7.550	14T	8.4	7.200	18			
			Bttr	9.0	8.300	9T	9.0	8.000	11	8.4	7.100	17T	9.5	9.000	14T	8.3	7.550	16T	8.3	7.825	14			

2005 Canadian Gymnastics Championships








Gym BC • Vancouver, BC • May 24-28, 2005



GymScore 2000

Senior Men • Day 1 & 2 Event Summary

(Better Score)

			 FX			 PH			 R			 V			 PB			 HB			 AA		
			SV	Score	rk	SV	Score	rk	SV	Score	rk	SV	Score	rk	SV	Score	rk	SV	Score	rk			
223	Horie, Norihiko	BC	1-D1	9.1	7.600	16T	8.1	5.950	22	9.2	7.850	6T	9.7	9.225	4	9.0	7.850	7	8.5	7.900	10		
			2-D2	9.6	9.150	3		~		~		9.7	9.400	2T		~		~					
			Bttr	9.6	9.150	3	8.1	5.950	24	9.2	7.850	8T	9.7	9.400	3T	9.0	7.850	11T	8.5	7.900	13		
243	Rayment, Scott	AB	1-D1	8.9	7.900	15	8.3	6.450	18	8.9	7.050	12T	8.9	8.400	24T	8.6	7.100	16	8.4	7.300	17T		
			2-D2	9.0	7.900	16T	9.0	6.950	15	8.9	7.500	11T	8.9	8.550	19	8.9	7.850	10	8.4	7.500	14T		
			Bttr	8.9	7.900	18T	9.0	6.950	19	8.9	7.500	12T	8.9	8.550	21T	8.9	7.850	11T	8.4	7.500	16T		
225	Krunick, Kris	BC	1-D1	8.0	7.100	26	8.9	7.650	11T	7.8	6.300	18T	8.9	8.500	21	8.6	7.000	18T	8.0	7.150	19T		
			2-D2	8.3	7.650	21	8.9	8.400	7	8.4	6.550	20T	8.9	7.900	25	8.6	7.600	13	8.8	7.600	13		
			Bttr	8.3	7.650	21	8.9	8.400	9	8.4	6.550	22	8.9	8.500	23	8.6	7.600	15	8.8	7.600	15		
208	Légaré, Daniel	QC	1-D1	8.5	7.600	16T	8.8	7.500	13	8.4	7.050	12T	9.2	8.650	16T	8.4	7.450	11	8.5	7.350	16		
			2-D2	8.6	7.600	22T	8.9	7.350	11T	8.4	7.500	11T	9.2	8.750	17T	8.4	7.500	17	8.3	6.050	25		
			Bttr	8.5	7.600	22T	8.8	7.500	14	8.4	7.500	12T	9.2	8.750	18T	8.4	7.500	18	8.5	7.350	20T		
206	Boyd, Mike	SK	1-D1	8.5	7.550	20T	8.4	7.150	15	8.0	6.050	22T	9.5	9.000	9T	8.5	6.700	21	8.6	6.950	22		
			2-D2	8.8	7.700	20	8.1	6.800	18	8.5	7.300	13	9.5	8.750	17T	7.9	6.300	23	8.3	7.350	16T		
			Bttr	8.8	7.700	20	8.4	7.150	17	8.5	7.300	14	9.5	9.000	14T	8.5	6.700	24	8.3	7.350	20T		
214	Mattes, Bernhardt	ON	1-D1	8.3	7.300	23T	7.2	3.300	25	7.7	5.950	24	9.5	8.850	13	8.4	7.050	17	7.8	6.500	26		
			2-D2	8.9	7.600	22T	7.2	6.000	22	8.1	6.700	19	9.5	9.075	9T	8.5	7.650	12	7.8	6.600	22		
			Bttr	8.9	7.600	22T	7.2	6.000	23	8.1	6.700	21	9.5	9.075	11T	8.5	7.650	14	7.8	6.600	26		

2005 Canadian Gymnastics Championships








Gym BC • Vancouver, BC • May 24-28, 2005



GymScore 2000

Senior Men • Day 1 and 2 Event Summary

(Better Score)

																					
			SV	Score	rk	SV	Score	rk	SV	Score	rk	SV	Score	rk	SV	Score	rk				
212	Chandler, Scott	PEI	1-D1	8.5	7.600	16T	7.8	5.850	23	8.5	6.750	16	8.9	8.400	24T	8.1	7.000	18T	8.5	6.900	23T
			2-D2	8.5	7.250	24	8.2	6.850	16T	8.4	7.250	14	8.9	8.400	22	8.5	7.150	20	7.8	6.400	23
			Bttr	8.5	7.600	22T	8.2	6.850	20	8.4	7.250	15	8.9	8.400	25	8.5	7.150	21	8.5	6.900	25
216	King, Daniel	ON	1-D1	8.5	7.500	22	8.3	7.000	16	7.5	6.100	21	8.9	8.425	23	8.5	7.000	18T	7.9	6.700	25
			2-D2	8.1	7.150	25	8.3	6.200	20	7.9	6.850	18	8.9	8.450	20T	8.5	7.250	19	8.5	7.000	19
			Bttr	8.5	7.500	25	8.3	7.000	18	7.9	6.850	19	8.9	8.450	24	8.5	7.250	20	8.5	7.000	24
224	Swanson, Ryan	BC	1-D1	8.7	8.050	12T	8.4	5.150	24	8.6	6.800	15	8.9	8.150	26	8.3	6.050	23	8.5	6.900	23T
			2-D2	8.7	7.900	16T	8.7	5.900	23	7.8	6.550	20T	8.9	8.200	23T	8.4	6.800	21	8.6	7.350	16T
			Bttr	8.7	8.050	16T	8.7	5.900	25	8.6	6.800	20	8.9	8.200	26	8.4	6.800	22	8.6	7.350	20T
210	Yang, Warren	QC	1-D1	8.8	7.200	25	8.5	6.300	19	8.0	6.300	18T	9.8	8.650	16T	8.5	5.500	24	9.0	7.450	15
			2-D2	9.1	7.900	16T	7.2	5.250	24	7.6	5.900	23	9.8	9.100	8	8.6	6.750	22	8.5	6.850	21
			Bttr	9.1	7.900	18T	8.5	6.300	22	8.0	6.300	24	9.8	9.100	9T	8.6	6.750	23	9.0	7.450	19
241	O'Neill, Brandon	AB	1-D1	10.0	9.550	1	~	~	~	9.9	9.500	2	9.0	7.700	8	9.0	8.500	6			
			2-D2	10.0	9.400	1	~	~	~	9.7	9.450	1	9.4	8.200	7	9.0	8.400	10			
			Bttr	10.0	9.550	1	~	~	~	9.9	9.500	2	9.4	8.200	7T	9.0	8.500	9			
248	McElroy, Patrick	AB	1-D1	8.8	7.600	16T	9.6	7.650	11T	~	~	~	9.7	8.600	18T	~	~	~	9.4	7.150	19T
			2-D2	8.9	8.200	11T	9.0	6.500	19	~	~	~	9.5	8.200	23T	~	~	~	9.1	7.500	14T
			Bttr	8.9	8.200	13T	9.6	7.650	13	~	~	~	9.7	8.600	20	~	~	~	9.1	7.500	16T

2005 Canadian Gymnastics Championships








Gym BC • Vancouver, BC • May 24-28, 2005



GymScore 2000

Senior Men • Day 1 & 2 Event Summary

(Better Score)

																							
			SV	Score	rk	SV	Score	rk	SV	Score	rk	SV	Score	rk	SV	Score	rk	SV	Score	rk	SV	Score	rk
211	Lemon, Matthew	PEI	1-D1	8.7	8.000	14	~		7.8	6.050	22T	9.3	8.550	20	~		8.3	7.475	14				
			2-D2	8.9	8.300	9T	~		7.6	6.350	22	9.5	8.450	20T	~		8.3	6.950	20				
			Btr	8.9	8.300	9T	~		7.6	6.350	23	9.3	8.550	21T	~		8.3	7.475	18				
209	Gilbert, Patrice	QC	1-D1	8.6	7.300	23T	~		7.8	5.650	25	9.3	8.750	14	~		8.5	7.300	17T				
			2-D2	~			~		~			~			~		~						
			Btr	8.6	7.300	26	~		7.8	5.650	25	9.3	8.750	18T	~		8.5	7.300	23				
245	Taylor, Cam	AB	1-D1	~			8.7	6.250	20	9.4	7.450	9T	~		8.6	6.150	22	~					
			2-D2	~			8.8	7.350	11T	9.4	7.600	9T	~		8.6	7.550	14T	7.8	6.350	24			
			Btr	~			8.8	7.350	15T	9.4	7.600	10T	~		8.6	7.550	16T	7.8	6.350	27			
234	Ikeda, Richard	BC	1-D1	~			9.0	7.800	9	~		~		~		~		~					
			2-D2	~			9.4	8.900	5T	~		~		~		~		~					
			Btr	~			9.4	8.900	6T	~		~		~		~		~					