

2005 Canadian Gymnastics Championships








Gym BC • Vancouver, BC • May 24-28, 2005



GymScore 2000

Level 6 Men • Day 1 • Team Scores

(Best 4 scores of 7 per event.)

	 FX	 PH	 R	 V	 PB	 HB	 AA														
	SV	Score	rk	SV	Score	rk	SV	Score	rk	SV	Score	rk	SV	Score	rk	SV	Score	rk			
Québec		38.300	1		33.150	1		37.150	1		36.500	1		35.850	2		34.850	2		215.800	1
Alberta		37.700	2		31.850	3		35.650	3		35.550	2		35.550	3		35.400	1		211.700	2
Ontario		37.225	3		32.150	2		36.200	2		35.300	3		36.050	1		34.000	3		210.925	3
British Columbia		35.400	4		24.950	4		32.700	4		33.300	5		31.650	4		30.225	4		188.225	4
Prince Edward Island		34.850	5		24.400	5		30.600	5		33.625	4		31.000	5		27.700	5		182.175	5

Scores from Day 1 are on the next pages.
Lists of team members are at the end.

2005 Canadian Gymnastics Championships








Gym BC • Vancouver, BC • May 24-28, 2005



GymScore 2000

Level 6 Men • Day 1 • All Around Summary

All Around awards are based on today's AA scores.
The top 6 per event advance to the event finals.
There is no 'carry-over' of scores to event finals.

			 FX			 PH			 R			 V			 PB			 HB			 AA		
			SV	Score	rk	SV	Score	rk	SV	Score	rk	SV	Score	rk	SV	Score	rk	SV	Score	rk	SV	Score	rk
867	Mallion, Sean	ON	10.0	9.575	5	9.7	8.950	2	9.7	8.800	12T	9.4	8.950	5	9.8	8.950	8	9.8	8.950	5	58.4	54.175	1
896	Bordeleau, Simon	QC	10.0	9.350	9T	9.6	8.850	3	10.0	9.150	4T	9.8	9.350	1	9.8	8.750	13T	9.2	8.250	13	58.4	53.700	2
880	Ferland-Valois, Jonathan	QC	10.0	9.600	1T	9.5	8.400	4	9.8	9.450	3	9.4	8.900	7T	9.5	8.750	13T	9.2	8.450	10	57.4	53.550	3
889	Maillé, Pier-Paul	QC	10.0	9.600	1T	9.6	7.000	20T	10.0	9.550	2	9.4	8.825	12	10.0	9.000	6T	9.5	8.500	9	58.5	52.475	4
894	Savard, Bruno	QC	9.6	8.950	22	9.1	7.700	12	10.0	8.900	9T	9.4	9.000	4	9.6	8.800	10T	9.0	8.650	6	56.7	52.000	5
135	Ellacott, Jamie	AB	10.0	9.250	13T	9.9	7.900	8T	9.8	8.750	16T	9.4	8.900	7T	9.6	8.600	16T	10.0	8.550	7T	58.7	51.950	6
120	Lazic, Sasha	AB	10.0	9.150	15	9.1	7.750	11	9.8	9.150	4T	9.0	8.675	15	9.3	7.950	24	9.6	9.150	4	56.8	51.825	7
133	Safanou, Vladimir	AB	10.0	8.550	30T	10.0	7.900	8T	10.0	8.900	9T	9.4	8.700	14	10.0	9.100	4	9.4	8.400	11T	58.8	51.550	8
865	Grinter, Matthew	ON	9.9	9.300	11T	9.3	7.850	10	9.6	8.600	21	9.4	8.650	16T	9.8	9.000	6T	9.2	8.100	15T	57.2	51.500	9
881	Simard, Maxime	QC	10.0	9.600	1T	9.5	7.250	16T	9.6	9.000	7	8.9	8.000	31T	10.0	9.300	1	8.8	7.700	22	56.8	50.850	10
139	Smith, Connor	BC	9.9	9.100	16T	9.7	7.550	13	9.6	8.400	23	8.9	8.400	23T	9.4	8.100	23	9.8	9.275	2	57.3	50.825	11
136	Lowe, Terence	AB	10.0	9.600	1T	9.4	7.250	16T	8.2	6.800	34	9.4	9.050	3	9.5	8.800	10T	10.0	9.300	1	56.5	50.800	12
144	Stritt, Luke	NF	10.0	9.100	16T	9.1	7.100	19	10.0	9.150	4T	8.7	7.900	33T	10.0	9.150	3	9.4	8.100	15T	57.2	50.500	13
869	Bilykh, Eugene	ON	9.8	8.850	25	8.9	6.850	23	9.8	8.800	12T	9.0	8.800	13	9.8	8.600	16T	9.6	7.850	21	56.9	49.750	14
870	Gataveckas, Lukas	ON	9.4	8.900	23T	9.1	7.350	15	9.4	8.100	26	9.0	7.900	33T	9.6	8.800	10T	9.6	8.550	7T	56.1	49.600	15
895	Gilbert, Dany	QC	10.0	9.500	6T	9.4	7.150	18	9.8	8.800	12T	9.8	9.250	2	8.7	7.700	27T	8.8	7.050	27	56.5	49.450	16
149	Chin-Fee, Ryan	ON	9.8	9.050	18T	10.0	8.000	7	9.1	8.350	24T	9.4	8.900	7T	9.1	7.050	35	8.6	7.900	19T	56.0	49.250	17
119	Waterval, Vincent	AB	10.0	8.800	26	9.8	8.300	5	10.0	8.650	18T	9.4	8.900	7T	9.6	8.400	19T	8.4	6.150	34	57.2	49.200	18
866	Lubrick, Joe	ON	10.0	9.300	11T	7.1	5.700	28T	9.8	8.950	8	9.0	7.900	33T	9.8	8.900	9	9.8	8.400	11T	55.5	49.150	19
148	Bureau, Jordan	NS	9.6	9.050	18T	10.0	9.100	1	8.7	7.550	29	9.1	8.550	18T	9.1	8.300	21	7.4	6.300	33	53.9	48.850	20








2005 Canadian Gymnastics Championships

Gym BC • Vancouver, BC • May 24-28, 2005



GymScore 2000

Level 6 Men • Day 1 • All Around Summary

																
			SV	Score rk	SV	Score rk	SV	Score rk	SV	Score rk	SV	Score rk	SV	Score rk	SV	Score rk
898	Law-Kam Cio, Yann-Meing	QC	8.9	8.150 34	9.4	8.200 6	7.8	6.700 36	8.9	8.425 22	8.7	7.600 29T	9.4	9.250 3	53.1	48.325 21
147	Saulnier, Stephan	NS	9.8	9.050 18T	8.5	6.450 24T	10.0	8.750 16T	9.4	8.850 11	9.8	8.650 15	7.4	6.050 35	54.9	47.800 22
130	Moore, Mattson	AB	9.7	9.500 6T	7.8	6.450 24T	9.6	8.650 18T	9.0	8.450 20T	8.5	7.250 33T	7.8	7.325 26	52.4	47.625 23
138	Ehman, Shaun	AB	10.0	9.350 9T	7.6	4.200 34	9.6	8.850 11	8.9	8.650 16T	9.8	9.050 5	8.3	7.500 23T	54.2	47.600 24
864	Grinter, Michael	ON	9.8	8.350 33	6.6	4.150 35	10.0	9.650 1	8.9	8.150 30	9.8	9.200 2	9.1	8.000 18	54.2	47.500 25
142	McConnell, Sean	BC	9.4	8.650 28T	9.0	6.900 22	9.7	8.500 22	9.0	8.000 31T	9.6	8.400 19T	8.5	7.000 28	55.2	47.450 26
878	Macrae, Jeff	PEI	8.7	7.850 35	9.2	7.400 14	9.7	8.800 12T	8.9	8.200 29	9.5	8.550 18	7.6	6.350 32	53.6	47.150 27
875	Martin, Travis	PEI	10.0	9.500 6T	8.2	5.700 28T	9.0	7.950 27	9.3	8.250 26T	8.5	7.550 31	9.0	7.900 19T	54.0	46.850 28
899	Skalicky, Jackson	SK	10.0	9.250 13T	8.8	6.000 26T	8.5	7.000 32	9.0	8.250 26T	9.1	7.800 26	9.1	8.200 14	54.5	46.500 29
140	Padda, Juvraj	BC	9.8	8.900 23T	8.9	7.000 20T	9.1	7.450 30	8.9	8.350 25	8.9	7.900 25	8.0	6.550 31	53.6	46.150 30
143	Boila, Aaron	MB	9.6	8.550 30T	7.8	5.300 30T	9.4	7.800 28	9.0	8.400 23T	8.6	7.700 27T	8.7	8.050 17	53.1	45.800 31
874	Clark, David	PEI	9.6	9.050 18T	7.2	5.300 30T	8.6	7.100 31	9.4	8.925 6	8.4	7.300 32	8.0	6.700 30	51.2	44.375 32
872	MacInnis, Alex	PEI	9.4	8.450 32	8.2	6.000 26T	8.2	6.750 35	8.7	8.250 26T	8.7	7.600 29T	8.9	6.750 29	52.1	43.800 33T
141	Eldridge, Sean	BC	9.8	8.750 27	8.2	3.500 36	9.4	8.350 24T	9.0	8.550 18T	8.5	7.250 33T	8.0	7.400 25	52.9	43.800 33T
146	Downey, Ed	NS	9.0	7.750 36	7.2	4.750 32	8.5	6.850 33	9.0	8.450 20T	9.4	8.150 22	9.0	7.500 23T	52.1	43.450 35
145	Tram, John	NWT	9.3	8.650 28T	6.9	4.650 33	9.8	8.650 18T	8.9	7.900 33T	7.7	6.100 36	~		42.6	35.950 36

2005 Canadian Gymnastics Championships

Gym BC • Vancouver, BC • May 24-28, 2005



GymScore 2000

TEAM MEMBERS - Level 6 Men

7 = # gymnasts per team

4 = # counting scores per event

Alberta

119	Waterval, Vincent	AB
120	Lazic, Sasha	AB
130	Moore, Mattson	AB
133	Safanou, Vladmir	AB
135	Ellacott, Jamie	AB
136	Lowe, Terence	AB
138	Ehman, Shaun	AB

Ontario

149	Chin-Fee, Ryan	ON
864	Grinter, Michael	ON
865	Grinter, Matthew	ON
866	Lubrick, Joe	ON
867	Mallion, Sean	ON
869	Bilykh, Eugene	ON
870	Gataveckas, Lukas	ON

Québec

880	Ferland-Valois, Jonathan	QC
881	Simard, Maxime	QC
889	Maillé, Pier-Paul	QC
894	Savard, Bruno	QC
895	Gilbert, Dany	QC
896	Bordeleau, Simon	QC
898	Law-Kam Cio, Yann-Meing	QC

British Columbia

139	Smith, Connor	BC
140	Padda, Juvraj	BC
141	Eldridge, Sean	BC
142	McConnell, Sean	BC
~	~	~
~	~	~
~	~	~

Prince Edward Island

872	MacInnis, Alex	PEI
874	Clark, David	PEI
875	Martin, Travis	PEI
878	Macrae, Jeff	PEI
~	~	~
~	~	~
~	~	~