








2005 Canadian Gymnastics Championships

Gym BC • Vancouver, BC • May 24-28, 2005



GymScore 2000

HP Tyro Men • All Around Summary

			 FX			 PH			 R			 V			 PB			 HB			 AA			
			SV	Score	rk	SV	Score	rk	SV	Score	rk	SV	Score	rk	SV	Score	rk	SV	Score	rk	SV	Score	rk	
293	Hunt, Bryson	QC	D1	10.0	9.734	2	10.0	9.800	1	10.0	8.900	3	9.8	9.334	4T	10.0	9.600	1	10.0	9.500	2	59.8	56.868	1
			D2	9.6	9.134	2	9.8	9.267	2	9.7	8.634	5	10.0	9.400	2	9.9	8.934	3	9.7	9.100	1	58.7	54.469	1
			Total	19.6	18.868	1	19.8	19.067	2	19.7	17.534	3	19.8	18.734	2	19.9	18.534	1	19.7	18.600	1	118.5	111.337	1
288	Hall, John	AB	D1	10.0	9.067	8	10.0	9.567	3	10.0	9.067	2	10.0	9.334	4T	10.0	9.167	5	10.0	8.966	6T	60.0	55.168	2
			D2	9.7	8.834	4	9.6	8.667	3	9.6	9.200	1	10.0	9.817	1	9.7	8.967	2	9.2	8.500	7T	57.8	53.985	3
			Total	19.7	17.901	6	19.6	18.234	3	19.6	18.267	1	20.0	19.151	1	19.7	18.134	3T	19.2	17.466	7	117.8	109.153	2
286	Payne, Jackson	AB	D1	10.0	9.367	4	10.0	9.734	2	9.8	8.534	4	9.3	9.000	10	10.0	9.067	6	10.0	8.966	6T	59.1	54.668	3
			D2	9.6	9.167	1	9.9	9.467	1	8.9	8.267	8	9.8	8.967	7	9.8	9.400	1	9.7	8.867	2	57.7	54.135	2
			Total	19.6	18.534	2	19.9	19.201	1	18.7	16.801	4T	19.1	17.967	9	19.8	18.467	2	19.7	17.833	3	116.8	108.803	3
294	Croft, Francis	QC	D1	10.0	9.834	1	10.0	6.934	8	10.0	9.134	1	10.0	9.667	1	10.0	9.234	4	10.0	9.650	1	60.0	54.453	4
			D2	9.3	8.567	12	9.5	6.967	9	9.6	9.034	2	10.0	8.767	10T	9.7	8.734	4T	9.2	8.034	10	57.3	50.103	7
			Total	19.3	18.401	3	19.5	13.901	9	19.6	18.168	2	20.0	18.434	5	19.7	17.968	5	19.2	17.684	5	117.3	104.556	4
290	Loran, Anderson	SK	D1	10.0	9.234	6	9.0	6.667	9	9.5	8.334	5	9.5	9.167	7	10.0	8.734	8	10.0	9.267	3	58.0	51.403	5
			D2	9.6	8.867	3	9.7	8.000	5	9.6	8.467	6	9.6	9.384	3	9.6	8.434	7	9.6	8.234	9	57.7	51.386	4
			Total	19.6	18.101	4	18.7	14.667	7	19.1	16.801	4T	19.1	18.551	4	19.6	17.168	6	19.6	17.501	6	115.7	102.789	5
287	Scruggs, Austin	AB	D1	10.0	8.600	10T	8.8	5.900	11	10.0	8.267	6	10.0	9.434	3	10.0	8.400	10	10.0	9.033	5	58.8	49.634	7
			D2	9.6	8.600	10T	8.8	6.100	12	9.6	8.400	7	10.0	8.834	9	9.7	8.500	6	9.6	8.734	3T	57.3	49.168	9
			Total	19.6	17.200	11	17.6	12.000	12	19.6	16.667	6	20.0	18.268	7	19.7	16.900	9	19.6	17.767	4	116.1	98.802	6








2005 Canadian Gymnastics Championships

Gym BC • Vancouver, BC • May 24-28, 2005



GymScore 2000

HP Tyro Men • All Around Summary

																								
				FX			PH			R			V			PB			HB			AA		
				SV	Score	rk	SV	Score	rk	SV	Score	rk	SV	Score	rk	SV	Score	rk	SV	Score	rk	SV	Score	rk
299	Chambers, Danny	BC	D1	9.4	8.000	14	10.0	8.434	4	9.3	7.434	11	10.0	9.500	2	8.5	6.800	11	7.8	6.800	13	55.0	46.968	9
			D2	9.3	8.667	6T	9.6	7.400	8	9.6	8.700	4	9.8	9.100	4	9.2	8.000	11	9.2	8.517	6	56.7	50.384	6
			Total	18.7	16.667	13	19.6	15.834	5	18.9	16.134	8	19.8	18.600	3	17.7	14.800	11	17.0	15.317	11	111.7	97.352	7
292	Williams, Willard	ON	D1	10.0	9.100	7	8.8	5.934	10	8.8	7.934	8	9.8	9.134	8	10.0	8.467	9	10.0	9.100	4	57.4	49.669	6
			D2	9.7	8.667	6T	9.5	5.667	14	9.7	8.067	9	9.8	9.034	5T	9.9	7.267	13	9.6	8.734	3T	58.2	47.436	12
			Total	19.7	17.767	7	18.3	11.601	13	18.5	16.001	9	19.6	18.168	8	19.9	15.734	10	19.6	17.834	2	115.6	97.105	8
291	Hojka, Jaroslav	ON	D1	10.0	9.400	3	6.6	4.534	13	8.0	6.967	12	9.8	9.300	6	10.0	9.400	2	10.0	7.634	11	54.4	47.235	8
			D2	9.6	8.667	6T	9.6	7.734	6	9.6	7.834	11	9.6	9.034	5T	9.8	8.734	4T	9.1	7.667	12	57.3	49.670	8
			Total	19.6	18.067	5	16.2	12.268	11	17.6	14.801	12	19.4	18.334	6	19.8	18.134	3T	19.1	15.301	12	111.7	96.905	9
298	Cosferent, Andy	QC	D1	10.0	8.600	10T	8.8	5.567	12	8.8	6.867	13	9.8	8.867	11	10.0	8.900	7	9.0	7.900	10	56.4	46.701	10
			D2	9.7	8.667	6T	9.5	6.900	10	8.9	7.867	10	9.8	8.767	10T	9.8	8.100	10	9.5	7.467	13T	57.2	47.768	10
			Total	19.7	17.267	9	18.3	12.467	10	17.7	14.734	13	19.6	17.634	11	19.8	17.000	7	18.5	15.367	10	113.6	94.469	10
295	Boucher, Gabriel	QC	D1	10.0	9.267	5	10.0	7.767	5	8.8	7.500	9		0.000	14	10.0	9.267	3	10.0	8.800	8	48.8	42.601	12
			D2	9.6	8.334	13	9.7	8.400	4	9.6	8.900	3	9.5	8.900	8	9.6	7.667	12	9.6	8.534	5	57.6	50.735	5
			Total	19.6	17.601	8	19.7	16.167	4	18.4	16.400	7	9.5	8.900	14	19.6	16.934	8	19.6	17.334	8	106.4	93.336	11
297	Blanchet, Luc	QC	D1	10.0	8.634	9	10.0	7.400	6	9.3	7.467	10	9.8	8.800	12	8.2	6.267	12	7.8	6.867	12	55.1	45.435	11
			D2	9.6	8.600	10T	9.3	6.734	11	9.1	7.800	12	9.6	8.567	14	9.7	8.400	8	8.4	7.467	13T	55.7	47.568	11
			Total	19.6	17.234	10	19.3	14.134	8	18.4	15.267	11	19.4	17.367	12	17.9	14.667	12	16.2	14.334	14	110.8	93.003	12








2005 Canadian Gymnastics Championships

Gym BC • Vancouver, BC • May 24-28, 2005



GymScore 2000

HP Tyro Men • All Around Summary

			 FX			 PH			 R			 V			 PB			 HB			 AA			
			SV	Score	rk	SV	Score	rk	SV	Score	rk	SV	Score	rk	SV	Score	rk	SV	Score	rk	SV	Score	rk	
296	Chabot, Maxime	QC	D1	10.0	8.334	12	10.0	7.234	7	8.1	6.000	14	9.6	8.134	13	8.0	6.067	13	7.8	6.567	14	53.5	42.336	13
			D2	9.5	8.767	5	9.0	7.534	7	8.2	6.134	14	9.3	8.767	10T	9.4	7.034	14	9.1	7.934	11	54.5	46.170	14
			Total	19.5	17.101	12	19.0	14.768	6	16.3	12.134	14	18.9	16.901	13	17.4	13.101	13	16.9	14.501	13	108.0	88.506	13
300	Adam, Cody	BC	D1	10.0	8.300	13	6.6	4.134	14	9.3	7.967	7	9.8	9.100	9	5.2	3.300	14	10.0	8.666	9	50.9	41.467	14
			D2	9.5	8.134	14	8.3	5.800	13	9.1	7.767	13	9.3	8.617	13	9.5	8.167	9	9.5	8.500	7T	55.2	46.985	13
			Total	19.5	16.434	14	14.9	9.934	14	18.4	15.734	10	19.1	17.717	10	14.7	11.467	14	19.5	17.166	9	106.1	88.452	14

2005 Canadian Gymnastics Championships

Gym BC • Vancouver, BC • May 24-28, 2005



GymScore 2000

HP Tyro Men • Event Winners - Summary of Top 3



Floor / Sol

			Day 1			Day 2			Total Score		
			SV	Score	Rk	SV	Score	Rk	SV	Score	Rk
293	Hunt, Bryson	QC	10.0	9.734	2	9.6	9.134	2	19.6	18.868	1
286	Payne, Jackson	AB	10.0	9.367	4	9.6	9.167	1	19.6	18.534	2
294	Croft, Francis	QC	10.0	9.834	1	9.3	8.567	12	19.3	18.401	3



Pommel / C. Arçons

			Day 1			Day 2			Total Score		
			SV	Score	Rk	SV	Score	Rk	SV	Score	Rk
286	Payne, Jackson	AB	10.0	9.734	2	9.9	9.467	1	19.9	19.201	1
293	Hunt, Bryson	QC	10.0	9.800	1	9.8	9.267	2	19.8	19.067	2
288	Hall, John	AB	10.0	9.567	3	9.6	8.667	3	19.6	18.234	3



Rings / Anneaux

			Day 1			Day 2			Total Score		
			SV	Score	Rk	SV	Score	Rk	SV	Score	Rk
288	Hall, John	AB	10.0	9.067	2	9.6	9.200	1	19.6	18.267	1
294	Croft, Francis	QC	10.0	9.134	1	9.6	9.034	2	19.6	18.168	2
293	Hunt, Bryson	QC	10.0	8.900	3	9.7	8.634	5	19.7	17.534	3



Vault / Saut

			Day 1			Day 2			Total Score		
			SV	Score	Rk	SV	Score	Rk	SV	Score	Rk
288	Hall, John	AB	10.0	9.334	4T	10.0	9.817	1	20.0	19.151	1
293	Hunt, Bryson	QC	9.8	9.334	4T	10.0	9.400	2	19.8	18.734	2
299	Chambers, Danny	BC	10.0	9.500	2	9.8	9.100	4	19.8	18.600	3



P Bars / Barres P

			Day 1			Day 2			Total Score		
			SV	Score	Rk	SV	Score	Rk	SV	Score	Rk
293	Hunt, Bryson	QC	10.0	9.600	1	9.9	8.934	3	19.9	18.534	1
286	Payne, Jackson	AB	10.0	9.067	6	9.8	9.400	1	19.8	18.467	2
288	Hall, John	AB	10.0	9.167	5	9.7	8.967	2	19.7	18.134	3T
291	Hojka, Jaroslav	ON	10.0	9.400	2	9.8	8.734	4T	19.8	18.134	3T



H Bar Barre F

			Day 1			Day 2			Total Score		
			SV	Score	Rk	SV	Score	Rk	SV	Score	Rk
293	Hunt, Bryson	QC	10.0	9.500	2	9.7	9.100	1	19.7	18.600	1
292	Williams, Willard	ON	10.0	9.100	4	9.6	8.734	3T	19.6	17.834	2
286	Payne, Jackson	AB	10.0	8.966	6T	9.7	8.867	2	19.7	17.833	3