

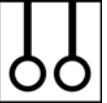





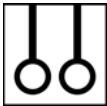





#	Athlete	Contingent																			AA		
			D	Score	Rk	D	Score	Rk	D	Score	Rk	D	Score	Rk	D	Score	Rk	D	Score	Rk	D	Score	Rk
564	KARSTADT Justin	Ontario	5.10	13.550	4	4.80	13.700	1	5.10	14.100	3	5.20	13.634	5	5.00	13.450	2	4.80	13.800	3	30.00	82.234	1
580	DOLCI Félix	Quebec	5.30	13.750	3	4.30	13.150	3	5.30	14.700	1	5.20	14.100	4	5.00	13.250	3	4.70	12.350	14	29.80	81.300	2
582	HALICKMAN Matthew	Quebec	4.90	13.500	6	4.70	11.950	10	5.10	13.700	4	5.20	14.167	3	5.10	12.850	10	5.40	14.050	2	30.40	80.217	3
510	MAH Aaron	British Columbia	5.30	14.250	1	4.90	11.500	17	4.70	13.450	7	4.40	13.300	7	4.80	12.850	10	5.70	14.100	1	29.80	79.450	4
585	EMARD William	Quebec	5.30	13.350	10	3.90	12.600	7	4.80	14.200	2	4.40	13.067	12	4.40	12.600	13	4.50	13.050	8	27.30	78.867	5
563	BARTHOLOMEUSZ Jeremy	Ontario	5.30	13.850	2	4.40	12.700	6	3.70	11.250	20	5.20	14.634	1	4.40	13.100	6	4.60	13.050	8	27.60	78.584	6
565	ZAKUTNEY Samuel	Ontario	5.20	13.500	6	5.00	9.850	26	4.70	13.500	6	5.20	14.267	2	5.10	13.950	1	4.90	12.300	15	30.10	77.367	7
583	MENEZES THIBAUT Olivier	Quebec	5.00	13.100	13	4.60	11.350	19	4.90	13.600	5	4.40	12.834	16	4.30	13.150	5	4.60	12.800	12	27.80	76.834	8
505	MARSDEN Teagan	Alberta	4.80	12.800	16	4.40	12.750	5	4.80	12.750	12	3.60	11.900	23	4.50	13.000	7	4.90	13.350	6	27.00	76.550	9
595	TYNDALL Wyatt	Saskatchewan	5.00	12.350	20	4.60	12.500	8	4.60	12.750	12	5.20	12.967	14	4.40	13.000	7	5.30	11.500	19	29.10	75.067	10
515	CHAPLIN Steven	British Columbia	4.40	13.250	12	4.30	10.500	22	4.90	12.450	17	4.80	13.200	8	4.20	13.200	4	4.90	12.300	15	27.50	74.900	11
561	TAWFIK Anthony	Ontario	5.00	10.600	34	4.70	11.950	10	4.90	13.250	8	4.40	13.067	12	4.90	12.700	12	4.70	13.300	7	28.60	74.867	12
562	CHRONOPOULOS Ioannis	Ontario	4.60	12.600	17	4.20	12.900	4	4.60	12.500	16	4.40	13.100	11	4.30	11.850	21	4.20	11.450	20	26.30	74.400	13
511	FARQUHARSON Alexander	British Columbia	4.70	13.350	10	4.50	11.600	16	4.80	13.000	10	4.40	13.134	10	4.80	10.600	30	4.80	12.500	13	28.00	74.184	14
594	KING Teague	Saskatchewan	5.00	13.500	6	4.90	12.200	9	4.00	10.600	22	4.40	12.734	17	4.40	12.050	18	4.80	12.850	11	27.50	73.934	15
581	GOSELIN-PARADIS Laurent	Quebec	5.20	13.550	4	3.80	10.200	24	4.40	12.650	14	4.80	12.234	20	4.20	12.200	16	4.40	12.900	10	26.80	73.734	16
501	MCCORMICK Findlay	Alberta	4.60	12.900	15	4.00	11.950	10	3.50	11.450	19	4.40	13.200	8	4.00	11.550	22	4.10	12.300	15	24.60	73.350	17
503	STRETCH Noah	Alberta	4.60	11.800	28	3.70	11.750	14	4.10	12.550	15	4.40	13.567	6	4.50	11.300	26	3.70	11.150	22	25.00	72.117	18
555	BLACK William	Nova Scotia	5.10	13.050	14	4.20	11.750	14	4.10	12.800	11	4.40	12.900	15	3.60	10.050	34	3.40	11.300	21	24.80	71.850	19
553	BENJAMIN Kahlil	Nova Scotia	4.80	13.400	9	3.80	9.400	29	3.00	10.800	21	4.00	12.334	19	3.70	12.100	17	3.60	11.900	18	22.90	69.934	20
570	MANN Alexander	Prince Edward Island	3.90	12.050	23	4.20	11.500	17	2.90	10.600	22	3.60	12.000	22	3.40	12.500	14	3.30	11.050	23	21.30	69.700	21
514	SIBLEY Michael	British Columbia	4.30	11.050	32	3.30	9.800	27	5.30	13.200	9	5.20	12.234	20	4.10	12.350	15	3.10	10.050	30	25.30	68.684	22
530	GAUTREAU Antoine	New Brunswick	3.30	11.800	28	2.80	9.750	28	2.40	9.950	28	2.80	11.000	30	3.30	11.550	22	2.40	11.050	23	17.00	65.100	23

																					AA		
#	Athlete	Contingent	D	Score	Rk	D	Score	Rk	D	Score	Rk	D	Score	Rk	D	Score	Rk	D	Score	Rk	D	Score	Rk
545	DROVER Michael	Newfoundland and Labrador	3.50	11.800	28	3.00	10.150	25	2.20	10.150	26	2.80	11.167	27	2.80	11.300	26	1.70	10.250	28	16.00	64.817	24
534	TALBOT Patrick	New Brunswick	3.40	11.900	27	3.00	10.950	21	2.40	9.700	31	2.80	11.000	30	3.60	11.050	29	1.90	10.200	29	17.10	64.800	25
523	EROS Paul	Manitoba	4.10	12.350	20	3.30	6.800	33	3.00	10.150	26	3.60	12.634	18	3.20	11.200	28	2.30	10.650	26	19.50	63.784	26
531	MACMASTER Cameron	New Brunswick	3.90	12.500	18	3.60	10.250	23	2.20	10.350	25	3.00	11.100	28	3.30	11.900	20	2.30	6.400	33	18.30	62.500	27
512	STANLEY Cameron	British Columbia	0.00	0.000	35	4.10	11.900	13	4.70	11.900	18	4.40	11.900	23	4.50	11.550	22	4.80	13.750	4	22.50	61.000	28
593	HALLGRIMSON Nicolas	Saskatchewan	4.30	12.350	20	3.10	5.250	34	3.50	10.550	24	2.80	11.000	30	3.70	10.300	32	3.10	11.000	25	20.50	60.450	29
572	BOURQUE Isaac	Prince Edward Island	3.40	11.950	26	2.30	7.600	32	2.20	9.550	32	2.80	10.634	35	3.50	10.350	31	2.10	9.600	32	16.30	59.684	30
520	BOSCHMANN Davey	Manitoba	3.60	12.050	23	3.10	11.100	20	2.40	8.600	35	2.80	11.234	26	2.90	10.200	33	2.00	5.050	34	16.80	58.234	31
525	WENHAM Sam	Manitoba	3.60	11.600	31	2.10	3.450	35	2.30	9.200	34	3.00	11.667	25	3.30	10.050	34	2.10	9.950	31	16.40	55.917	32
571	LANDRY Edward	Prince Edward Island	3.80	10.900	33	1.90	1.500	36	2.30	9.850	29	3.00	10.767	34	3.30	12.050	18	2.10	10.400	27	16.40	55.467	33
544	JACKMAN Liam	Newfoundland and Labrador	3.90	12.500	18	2.20	9.350	30	2.20	9.750	30	2.80	11.034	29	3.20	11.500	25	0.00	0.000	35	14.30	54.134	34
540	SORENSEN Aksel	Newfoundland and Labrador	3.70	12.050	23	2.70	8.550	31	2.00	9.250	33	3.00	11.000	30	3.10	6.600	36	0.00	0.000	35	14.50	47.450	35
554	CLOUTER Stephen	Nova Scotia	0.00	0.000	35	5.10	13.500	2	0.00	0.000	36	0.00	0.000	36	4.50	13.000	7	4.50	13.550	5	14.10	40.050	36