

Atlantic Championships 2011

Artistic Gymnastics

New Brunswick ~ Moncton ~ April 29 & 30

Level 1 -12

ID #	Gymnast's Name	Club	Floor Sol			Pom. H. Arçons			Rings Anneaux			Vault Saut			Par. Bars Barres p			Hor. Bar Barre f			All Around Total		
			D	Score	Rk	D	Score	Rk	D	Score	Rk	D	Score	Rk	D	Score	Rk	D	Score	Rk	D	Score	Rk
50	Vincent D'ENTREMONT	NS	5.0	14.400	2	5.0	14.150	2	5.0	13.267	1	5.0	14.550	6-T	5.3	14.700	1	5.0	14.034	1	30.3	85.101	1
52	Jeremy SUTHERLAND	NS	5.0	14.300	3	4.5	12.600	10	5.0	13.234	2	5.0	14.750	1-T	5.3	14.200	2	5.0	12.400	8	29.8	81.484	2
63	Mitchell MCCARTHY	NFLD	2.5	11.900	22	4.5	13.400	5-T	5.0	12.367	8	5.0	14.750	1-T	5.3	13.900	3	5.3	13.967	2	27.6	80.284	3
59	Griffin CLARK	NB	5.0	14.600	1	4.5	13.400	5-T	5.0	12.334	9	5.0	14.050	14	5.0	13.100	7-T	5.0	12.700	6	29.5	80.184	4
60	Tiago GELDART	NB	5.0	14.250	4	4.5	13.500	3	5.0	12.500	6	5.0	13.850	18	5.0	13.300	4-T	5.0	12.767	5	29.5	80.167	5
66	Dante POWER	NFLD	5.0	13.850	12-T	4.5	12.650	9	5.0	11.700	13	5.0	14.650	4	5.0	13.300	4-T	5.0	12.267	9-T	29.5	78.417	6
51	Alexander MILLER	NS	5.0	13.850	12-T	5.0	14.350	1	5.0	11.300	19	5.0	13.900	16-T	5.0	13.100	7-T	5.0	11.500	16	30.0	78.000	7
67	Ian SIMPSON	NFLD	5.0	14.050	6-T	4.5	10.300	19	5.0	13.034	3	5.0	14.750	1-T	5.0	13.150	6	5.0	12.500	7	29.5	77.784	8
65	Alexander PITTMAN	NFLD	5.0	14.100	5	4.5	13.450	4	5.0	12.467	7	5.0	14.100	13	5.0	12.400	14	5.0	10.967	20	29.5	77.484	9
64	Connor MILKS	NFLD	5.0	14.050	6-T	4.5	11.900	11	5.0	12.667	4	5.0	14.550	6-T	5.0	12.900	9-T	5.0	11.400	19	29.5	77.467	10
62	Zachery GOSSE	NFLD	5.0	14.050	6-T	4.5	11.300	15	5.0	12.167	10	5.0	13.950	15	5.0	12.700	12	5.0	13.100	4	29.5	77.267	11
57	Owen O'NEIL	NB	5.0	14.050	6-T	4.5	13.100	7	5.0	11.067	21	5.0	13.350	19	3.5	12.200	15-T	5.0	13.134	3	28.0	76.901	12
53	Barett FERGUSON-LOSIER	NS	5.0	13.600	17	4.5	11.850	12	5.0	11.667	14-T	5.0	14.600	5	5.0	12.500	13	5.0	11.700	14	29.5	75.917	13
70	Jacob CARVER	PEI	5.0	14.000	10	4.5	11.700	13	5.0	11.934	11	5.0	13.900	16-T	5.0	11.200	17	5.0	11.934	13	29.5	74.668	14
55	Matthew DEVILLIER	NS	5.0	13.900	11	4.5	11.500	14	5.0	11.667	14-T	5.0	14.350	10	3.5	11.000	18	5.0	12.134	11	28.0	74.551	15
54	Andrew MOFFATT	NS	5.0	13.700	14	4.5	9.400	20	5.0	11.667	14-T	5.0	14.500	8-T	5.0	12.900	9-T	5.0	11.634	15	29.5	73.801	16
71	Donovan CHING	PEI	5.0	13.650	15-T	4.5	11.000	17	5.0	12.534	5	5.0	14.500	8-T	3.5	9.900	20	5.0	11.967	12	28.0	73.551	17
56	Joshua DAIGLE	NB	5.0	13.650	15-T	4.5	12.800	8	5.0	11.567	17	5.0	14.200	12	5.0	7.150	22	5.0	11.434	17-T	29.5	70.801	18
61	Mackayle WHYTE	NB	5.0	13.500	18	4.5	6.850	21	5.0	11.867	12	5.0	14.250	11	5.0	12.200	15-T	5.0	10.267	22	29.5	68.934	19
68	Stuart LAWATHER	PEI	5.0	13.450	19	4.5	11.200	16	5.0	11.433	18		6.450	22	5.0	12.850	11	5.0	11.434	17-T	24.5	66.817	20
58	Drake GIROUARD	NB	5.0	13.250	20	4.5	10.400	18	5.0	11.200	20		7.050	20	3.5	10.000	19	5.0	12.267	9-T	23.0	64.167	21
69	Will FRADSHAN	PEI	5.0	12.050	21	4.5	5.500	22	5.0	10.700	22		6.600	21	3.5	8.100	21	5.0	10.300	21	23.0	53.250	22

Atlantic Championships 2011
Artistic Gymnastics
 New Brunswick ~ Moncton ~ April 29 & 30

Team Scores:

of counting scores per event: 3 3

Boys Level 1-12

Session # 1 Boys Friday

<input type="button" value="Hide This Col."/> <input type="button" value="Hide This Col."/> <input type="button" value="Hide This Col."/>	Floor Sol 	<input type="button" value="Hide This Col."/> <input type="button" value="Hide This Col."/>	Pom. H. Arçons 	<input type="button" value="Hide This Col."/> <input type="button" value="Hide This Col."/>	Rings Anneaux 	<input type="button" value="Hide This Col."/> <input type="button" value="Hide This Col."/>	Vault Saut 	<input type="button" value="Hide This Col."/> <input type="button" value="Hide This Col."/>	Par. Bars Barres p <input type="button" value="Hide This Col."/>
---	--	--	---	--	--	--	---	--	---

Abbrev.	Team Name...	City	Floor Sol		Pom. H. Arçons		Rings Anneaux		Vault Saut		Par. Bars Barres p	
			Score	Rank	Score	Rank	Score	Rank	Score	Rank	Score	Rank
NS	Nova Scotia		42.600	2	41.100	1	38.170	1-T	43.900	2	42.000	1
NFLD	Newfoundland		42.200	3	39.500	3	38.170	1-T	44.150	1	40.350	2
NB	New Brunswick		42.900	1	40.000	2	36.700	3	42.500	3	38.600	3
PEI	Prince Edward Island		41.100	4	33.900	4	35.890	4	35.000	4	33.950	4

Atlantic Gymnastics Championships

Artistic Gymnastics

New Brunswick ~ Moncton ~ April 29 & 30

Level 1 12+ Boys

ID #	Gymnast's Name	Club	Floor Sol			Pom. H. Arçons			Rings Anneaux			Vault Saut			Par. Bars Barres p			Hor. Bar Barre f			All Around Total		
			D	Score	Rk	D	Score	Rk	D	Score	Rk	D	Score	Rk	D	Score	Rk	D	Score	Rk	D	Score	Rk
158	Jamie Corbett	NB	5.0	14.570	3	4.5	13.100	3	5.0	12.700	1	5.0	14.200	4	5.0	13.450	2	5.0	13.600	1	29.5	81.620	1
156	Graham Khoury	NB	5.0	14.200	6	4.5	13.500	2	5.0	12.300	2-T	5.0	14.370	2-T	5.3	13.100	3	5.0	13.500	2	29.8	80.970	2
152	Trey Bonner	NS	5.0	13.870	10-T	4.5	12.750	4	5.0	12.200	4-T	5.0	14.530	1	5.3	13.500	1	5.0	11.600	8-T	29.8	78.450	3
159	Jaden Shaddick	NB	5.0	14.730	1	4.5	11.900	6	5.0	11.000	12-T	5.0	14.370	2-T	5.0	13.050	4	5.0	12.800	3	29.5	77.850	4
157	David Dunham	NB	5.0	13.870	10-T	5.0	14.150	1	5.0	11.400	11	5.0	13.700	12	5.0	12.100	12	5.0	11.600	8-T	30.0	76.820	5
151	Bryce Ross	NS	5.0	14.030	7	4.5	10.150	8	5.0	11.700	8	5.0	14.030	6	5.0	12.700	6	5.0	12.600	4	29.5	75.210	6
162	Ian Coxon	NFLD	5.0	14.600	2	4.5	9.000	12	5.0	12.000	6	5.0	13.970	7	5.0	13.000	5	5.0	12.400	5	29.5	74.970	7
160	Victor Keane	NB	5.0	13.700	14	4.5	12.000	5	5.0	11.000	12-T	5.0	13.830	10	5.0	11.700	13	5.0	11.700	6-T	29.5	73.930	8
154	Brian Ross	NS	5.0	14.230	5	4.5	9.150	11	5.0	11.800	7	5.0	14.100	5	5.0	12.600	7	5.0	11.700	6-T	29.5	73.580	9
161	Nigel Connors	NFLD	5.0	13.830	13	4.5	11.850	7	5.0	11.600	9	5.0	13.730	11	5.0	12.300	8	5.0	10.200	11-T	29.5	73.510	10
153	Eric Kleinchmidt	NS	5.0	13.870	10-T	4.5	9.300	10	5.0	12.200	4-T	5.0	13.870	9	5.0	12.200	9-T	5.0	10.000	13	29.5	71.440	11
163	Adam Mitchelmore	NFLD	5.0	14.400	4	4.5	10.100	9	5.0	10.900	14	5.0	13.630	13	5.0	12.150	11	5.0	10.200	11-T	29.5	71.380	12
164	Curtis Simpson	NFLD	5.0	13.930	8	4.5	7.900	13	5.0	11.500	10	5.0	13.930	8	5.0	12.200	9-T	5.0	9.800	14	29.5	69.260	13
166	Issac Turner	NFLD	5.0	13.900	9	4.5	7.000	14	5.0	12.300	2-T	5.0	13.570	14	5.0	11.100	14	5.0	11.100	10	29.5	68.970	14
165	James Rayner	NFLD	~	0.000		~	0.000		~			~	0.000		~			~	0.000				

Atlantic Gymnastics Championships
Artistic Gymnastics
 New Brunswick ~ Moncton ~ April 29 & 30

Team Scores:

of counting scores per event: 3 3

Level 1 12+ Boys

Flight # 3 Boys Saturday

Abbrev.	Team Name...	City	Floor Sol		Pom. H. Arçons		Rings Anneaux		Vault Saut		Par. Bars Barres p		Hid Thi Col
			Score	Rank	Score	Rank	Score	Rank	Score	Rank	Score	Rank	
NB	New Brunswick		43.500	1	40.750	1	36.400	1	42.940	1	39.600	1	
NS	Nova Scotia		42.130	3	32.200	2	36.200	2	42.660	2	38.800	2	
NFLD	Newfoundland		42.930	2	30.950	3	35.900	3	41.630	3	37.500	3	

Atlantic Gymnastics Championships

Artistic Gymnastics

New Brunswick ~ Moncton ~ April 29 & 30

Level 2 -12 Boys

ID #	Gymnast's Name	Club	Floor Sol			Pom. H. Arçons			Rings Anneaux			Vault Saut			Par. Bars Barres p			Hor. Bar Barre f			All Around Total		
			D	Score	Rk	D	Score	Rk	D	Score	Rk	D	Score	Rk	D	Score	Rk	D	Score	Rk	D	Score	Rk
205	Landon Duquette	NS	5.0	13.600	3	5.5	14.650	1	5.6	11.867	5	5.0	14.200	4	5.5	13.550	1	5.0	12.500	2	31.6	80.367	1
204	Sam Gillis	PEI	5.0	13.400	4	5.0	13.450	3	4.6	11.967	4	5.0	14.300	3	5.0	12.200	3	5.0	12.467	3	29.6	77.784	2
202	Jack Ramsay	PEI	5.0	13.700	1-T	5.0	11.750	7	5.6	12.800	3	5.0	14.100	5-T	5.5	13.500	2	5.0	11.000	6	31.1	76.850	3
208	William Jackson	NS	5.0	13.300	5-T	5.0	12.600	5	5.6	12.834	2	5.0	14.000	7	5.0	11.100	5	5.0	11.867	5	30.6	75.701	4
203	Nathan Purchase	PEI	5.0	13.700	1-T	5.0	12.250	6	4.3	11.300	7	5.0	14.500	1-T	5.0	11.600	4	5.0	12.200	4	29.3	75.550	5
207	Merrick Seidel	NS	5.0	13.300	5-T	5.5	14.100	2	5.3	11.834	6	5.0	14.100	5-T	2.0	8.250	6	5.0	12.900	1	27.8	74.484	6
206	Mitchell Hoover	NS	5.0	12.400	9	5.0	12.950	4	5.6	13.234	1	5.0	13.200	8		7.000	8	5.0	10.900	7	25.6	69.684	7
201	Eric Dugay	NB	5.0	13.300	5-T	5.0	11.000	8	4.3	11.067	8	5.0	12.500	9	2.0	7.600	7	2.0	9.234	8	23.3	64.701	8
200	Evan Crossman	NB	5.0	12.500	8	2.0	9.750	9	3.0	9.000	9	5.0	14.500	1-T		6.700	9	2.0	6.600	9	17.0	59.050	9

Atlantic Gymnastics Championships
Artistic Gymnastics
 New Brunswick ~ Moncton ~ April 29 & 30

Team Scores:

of counting scores per event: 3 3

Level 2 -12 Boys

Flight # 4 Boys Saturday

Abbrev.	Team Name...	City	Floor Sol		Pom. H. Arçons		Rings Anneaux		Vault Saut		Par. Bars Barres p	
			Score	Rank	Score	Rank	Score	Rank	Score	Rank	Score	Rank
NS	Nova Scotia		40.200	2	42.050	1	37.930	1	42.500	2	36.300	2
PEI	Prince Edward Island		40.800	1	37.450	2	36.070	2	42.900	1	37.300	1

Atlantic Gymnastics Championships

Flight #

Artistic Gymnastics

New Brunswick - Moncton - April 29 & 30

Level 2 12 + Boys

ID #	Gymnast's Name	Club	City	YOB (Age)	Floor Sol			Pom. H. Arçons			Rings Anneaux			Vault Saut			Par. Bars Barres p			Hor. Bar Barre f			All
					D	Score	Rk	D	Score	Rk	D	Score	Rk	D	Score	Rk	D	Score	Rk	D	Score	Rk	
209	Kyle Carlton	NS	0		5.0	12.900	1	5.5	13.300	1	5.3	9.834	2	5.0	14.200	1	5.0	11.650	1	5.0	12.867	1	30.8
210	Peyton Baird	NS	0		5.0	12.500	2	5.0	11.600	2	5.3	10.934	1	5.0	14.000	2-T		8.000	2	5.0	11.034	2	25.3
213	Brooke Martin	NB	0		5.0	12.300	3	1.0	6.750	3	4.0	8.467	3	5.0	14.000	2-T		3.000	3	2.0	7.367	3	17.0

Atlantic Gymnastics Championships

Artistic Gymnastics

New Brunswick ~ Moncton ~ April 29 & 30

Level 3 -13 Boys

ID #	Gymnast's Name	Club	Floor Sol			Pom. H. Arçons			Rings Anneaux			Vault Saut			Par. Bars Barres p			Hor. Bar Barre f			All Around Total		
			D	Score	Rk	D	Score	Rk	D	Score	Rk	D	Score	Rk	D	Score	Rk	D	Score	Rk			
140	Michael Drover	NFLD	2.1	11.350	2-T	2.6	11.300	1	2.1	11.300	1-T	3.0	11.500	4	2.0	10.750	2	1.9	9.300	5	13.7	65.500	1
133	Alex Englund	NS	2.1	10.500	10	2.2	9.850	7	2.1	11.050	3	3.0	11.600	3	2.1	10.450	3-T	2.1	10.200	1	13.6	63.650	2
139	Liam Dalton	NB	2.3	10.450	11	2.8	11.250	2	2.1	11.000	4-T	3.4	11.800	2	2.3	10.900	1	2.1	8.200	10	15.0	63.600	3
137	Colin Blackadar	PEI	2.3	11.350	2-T	2.4	9.600	9	2.1	10.750	6-T	3.8	10.850	11	1.9	10.300	6	2.1	10.150	2	14.6	63.000	4
141	Jack Hong	NFLD	2.3	11.500	1	2.4	10.050	5	2.1	11.300	1-T	3.0	9.900	12	2.1	9.900	8-T	2.1	9.400	3	14.0	62.050	5
143	Aaron Andrews	NFLD	2.1	10.600	7-T	2.6	10.450	4	2.1	11.000	4-T	3.0	10.950	10	1.9	9.850	10	1.9	9.050	7	13.6	61.900	6
132	Cameron Arnold	NS	2.2	10.900	5	2.4	9.650	8	2.1	10.700	8	3.0	11.000	8-T	1.9	10.100	7	2.1	9.200	6	13.7	61.550	7
138	Cameron McMaster	NB	2.2	10.800	6	2.8	11.200	3	2.2	10.750	6-T	3.0	11.400	5	2.1	10.450	3-T	1.7	6.650	12	14.0	61.250	8
136	Liam Simpson	NS	2.1	10.600	7-T	2.3	9.900	6	2.1	10.450	9	3.0	11.000	8-T	1.9	9.800	11	2.1	8.300	9	13.5	60.050	9
135	Brandon Hanna	NS	2.1	10.150	12	2.2	9.250	10	1.8	9.700	11	3.0	11.050	6-T	1.9	9.900	8-T	1.9	9.350	4	12.9	59.400	10
144	Ben LeDrew	NFLD	2.1	10.950	4	2.0	7.050	12	2.1	10.100	10	3.0	12.050	1	1.9	10.450	3-T	1.9	7.800	11	13.0	58.400	11
134	Colton MacMullin	NS	2.1	10.600	7-T	2.3	8.450	11	1.8	9.200	12	3.0	11.050	6-T	1.9	9.600	12	1.9	8.700	8	13.0	57.600	12
142	Gabe Sorensen	NFLD	~	0.000		~	0.000		~			~	0.000		~			~	0.000				

Atlantic Gymnastics Championships
Artistic Gymnastics
 New Brunswick ~ Moncton ~ April 29 & 30

Team Scores:

of counting scores per event: 3 **6**

Boys -13

Flight # 2 Boys Friday







Abbrev.	Team Name...	City	Floor		Pom. H.		Rings		Vault		Par. Bars	
			Score	Rank	Score	Rank	Score	Rank	Score	Rank	Score	Rank
NFLD	Newfoundland		33.800	1	31.800	1	33.600	1	34.500	1	31.100	1
NS	Nova Scotia		32.100	2	29.400	2	32.200	2	33.700	2	30.450	2
NB	New Brunswick		21.250	3	22.450	3	21.750	3	23.200	3	21.350	3
PEI	Prince Edward Island		11.350	4	9.600	4	10.750	4	10.850	4	10.300	4

Atlantic Gymnastics Championships

Artistic Gymnastics

New Brunswick ~ Moncton ~ April 29 & 30

Level 3 13+

ID #	Gymnast's Name	Club	Floor Sol 			Pom. H. Arçons 			Rings Anneaux 			Vault Saut 			Par. Bars Barres p 			Hor. Bar Barre f 			All Around Total		
			D	Score	Rk	D	Score	Rk	D	Score	Rk	D	Score	Rk	D	Score	Rk	D	Score	Rk			
131	Brett Mercer	NFLD	2.1	11.000	5-T	2.4	10.800	2	2.1	10.750	3	3.0	11.500	7-T	1.9	11.000	2	1.9	8.900	6-T	13.4	63.950	1
125	Blair Miller	NS	2.1	10.700	12	2.3	10.900	1	2.1	10.450	6-T	3.0	10.950	9	1.9	9.350	11	1.9	9.800	1	13.3	62.150	2
122	Paul Gallant	PEI	2.5	11.400	2	2.3	8.400	8	2.1	10.600	5	3.8	12.000	2-T	1.9	9.500	10	1.9	9.650	2	14.5	61.550	3
130	James Kelly	NFLD	2.3	11.300	4	2.3	9.000	5	2.1	10.400	8-T	3.0	12.000	2-T	1.9	10.250	6	2.1	8.500	8	13.7	61.450	4
126	Joel Cormier	NB	2.2	10.750	11	2.2	7.700	10	2.1	10.800	1-T	3.4	11.900	4	1.9	10.800	3	1.9	8.900	6-T	13.7	60.850	5-T
129	Adam Carroll	NFLD	2.1	10.800	10	2.2	8.200	9	2.1	10.300	10	3.0	11.800	5	2.1	10.700	4-T	2.1	9.050	4	13.6	60.850	5-T
127	Jacob Fudge	NB	2.5	11.700	1	2.3	8.600	6	2.1	10.150	12	3.0	11.700	6	1.9	10.200	7	2.1	7.650	10	13.9	60.000	7
124	Gareth Ellis	NS	2.2	10.900	9	2.2	8.550	7	2.1	10.250	11	3.4	11.500	7-T	1.9	9.750	9	1.9	9.000	5	13.7	59.950	8
120	Ted Landry	PEI	2.1	11.350	3	2.3	9.200	4	2.1	10.650	4	3.0	9.950	12	2.1	11.150	1	1.9	6.900	11	13.5	59.200	9
121	Gabriel Arsenault	PEI	2.1	11.000	5-T	2.1	6.550	12	2.1	10.800	1-T	3.0	10.700	10	2.1	10.700	4-T	1.9	9.300	3	13.3	59.050	10
123	Luke Murray	PEI	2.2	11.000	5-T	2.3	7.500	11	2.1	10.400	8-T	3.0	10.400	11	1.9	10.000	8	1.9	8.400	9	13.4	57.700	11
128	Zachery Brophy	NFLD	2.1	10.950	8	2.3	9.300	3	2.1	10.450	6-T	3.0	12.150	1	1.9	9.300	12	1.5	4.750	12	12.9	56.900	12






Atlantic Gymnastics Championships
Artistic Gymnastics
 New Brunswick ~ Moncton ~ April 29 & 30

Team Scores:

of counting scores per event: 3 3

Boys 13+

Flight # 2 Boys Friday

Abbrev.	Team Name...	City	Floor Sol 		Pom. H. Arçons 		Rings Anneaux 		Vault Saut 		Par. Bars Barres p 		Hid Thi Col
			Score	Rank	Score	Rank	Score	Rank	Score	Rank	Score	Rank	
NFLD	Newfoundland		33.250	2	29.100	1	31.600	2	35.950	1	31.950	1	Hide This Col.
PEI	Prince Edward Island		33.750	1	25.100	2	32.050	1	33.100	2	31.850	2	Hide This Col.
NS	Nova Scotia		21.600	4	19.450	3	20.700	4	22.450	4	19.100	4	Hide This Col.
NB	New Brunswick		22.450	3	16.300	4	20.950	3	23.600	3	21.000	3	Hide This Col.

Atlantic Gymnastics Championships

Flight # 4 Boys Saturday

Artistic Gymnastics

New Brunswick ~ Moncton ~ April 29 & 30

Level 4 - 13 Boys







ID #	Gymnast's Name	Club	City	YOB (Age)	Floor Sol			Pom. H. Arçons			Rings Anneaux			Vault Saut			Par. Bars Barres p			Hor. Bar Barre f			All Around Total		
					D	Score	Rk	D	Score	Rk	D	Score	Rk	D	Score	Rk	D	Score	Rk	D	Score	Rk	D	Score	Rk
215	Kahlil Benjamin	NS	0		2.4	11.500	1	2.5	11.500	1	2.3	10.867	1-T	3.8	13.300	1	2.0	11.250	1	2.2	9.834	1	15.2	68.251	1
214	Ryan Lowe	NS	0		1.8	10.700	2	2.3	8.850	2	2.2	10.867	1-T	3.0	12.000	2	2.2	10.300	2	2.2	9.700	2	13.7	62.417	2

Atlantic Gymnastics Championships

Artistic Gymnastics

New Brunswick ~ Moncton ~ April 29 & 30

Level 4 13 + Boys

ID #	Gymnast's Name	Club	Floor Sol 			Pom. H. Arçons 			Rings Anneaux 			Vault Saut 			Par. Bars Barres p 			Hor. Bar Barre f 			All Around Total		
			D	Score	Rk	D	Score	Rk	D	Score	Rk	D	Score	Rk	D	Score	Rk	D	Score	Rk			
217	Matthew Miller	NS	2.6	11.200	1	2.3	8.800	1	2.3	10.567	1	3.8	12.700	1	2.1	7.200	1	2.2	9.267	1	15.3	59.734	1

Atlantic Gymnastics Championships

Flight 5 Boys Saturday

Artistic Gymnastics

New Brunswick ~ Moncton ~ April 29 & 30

HP Argo Men's

ID #	Gymnast's Name	Club	City	YOB (Age)	Floor Sol			Pom. H. Arçons			Rings Anneaux			Vault Saut			Par. Bars Barres p			Hor. Bar Barre f			All Around Total		
					D	Score	Rk	D	Score	Rk	D	Score	Rk	D	Score	Rk	D	Score	Rk	D	Score	Rk	D	Score	Rk
265	Noah Campbell	NS	0		2.0	10.100	1	4.0	10.550	1	1.5	8.600	1	4.5	12.400	1	1.8	9.450	1	1.8	6.250	1	15.6	57.350	1

Atlantic Gymnastics Championships

Artistic Gymnastics

New Brunswick ~ Moncton ~ April 29 & 30

National Youth Boy's







ID #	Gymnast's Name	Club	Floor Sol			Pom. H. Arçons			Rings Anneaux			Vault Saut			Par. Bars Barres p			Hor. Bar Barre f			All Around Total		
			D	Score	Rk	D	Score	Rk	D	Score	Rk	D	Score	Rk	D	Score	Rk	D	Score	Rk	D	Score	Rk
261	Tyler Bryden	NB	3.2	12.200	1	2.7	10.150	1	2.7	10.800	2	3.8	12.000	2	2.9	10.500	2	2.5	10.100	2	17.8	65.750	1
264	Parker Ramsay	PEI	2.8	11.300	3	2.5	9.850	2	2.9	10.650	3	3.8	11.200	3	2.8	10.400	3	2.8	11.250	1	17.6	64.650	2
263	Alex Mann	PEI	2.7	12.100	2	2.4	9.650	3	2.3	11.000	1	3.8	12.350	1	2.4	10.750	1	1.3	3.300	3	14.9	59.150	3

Atlantic Gymnastics Championships

Artistic Gymnastics

New Brunswick ~ Moncton ~ April 29 & 30

National Open Men's

ID #	Gymnast's Name	Club	Floor Sol 			Pom. H. Arçons 			Rings Anneaux 			Vault Saut 			Par. Bars Barres p 			Hor. Bar Barre f 			All Around Total		
			D	Score	Rk	D	Score	Rk	D	Score	Rk	D	Score	Rk	D	Score	Rk	D	Score	Rk			
254	Alex MacInnis	PEI	3.4	12.100	3	2.9	9.450	3-T	3.1	11.750	2	4.6	13.150	1	3.1	11.900	2	3.2	11.000	1	20.3	69.350	1
253	Blaise Roberts	PEI	3.2	11.900	5	2.7	10.350	1	3.0	11.800	1	4.0	12.600	4	3.1	11.950	1	3.0	9.200	6	19.0	67.800	2
250	Sam Mallett	PEI	2.9	11.300	9	2.8	10.150	2	2.4	11.050	5	3.8	12.300	5	3.2	11.150	3-T	3.2	10.250	3	18.3	66.200	3
258	Campbell Bryden	NB	3.6	12.250	2	2.8	9.450	3-T	3.5	11.600	3	3.8	11.250	9	3.2	11.150	3-T	2.2	9.700	4	19.1	65.400	4
257	CJ Todd	NS	3.1	11.950	4	2.8	9.000	7	2.4	10.700	7	3.8	11.900	6	2.9	10.600	6	2.7	10.450	2	17.7	64.600	5
260	Michael Thomson	NB	3.1	10.900	11	3.0	9.100	6	2.6	10.200	9	4.0	11.650	8	3.1	9.950	8	2.5	9.350	5	18.3	61.150	6
255	C.J Keliher	PEI	3.1	11.100	10	2.8	8.650	8	2.4	10.900	6	3.8	12.800	3	2.9	10.650	5	1.7	5.650	10	16.7	59.750	7
251	Carson Younker	PEI	2.9	11.600	7	2.8	9.250	5	2.4	11.100	4	3.0	10.250	10	2.7	10.450	7	2.6	6.600	9	16.4	59.250	8
256	Jared Goad	NS	4.3	12.500	1	2.9	7.350	9	2.9	10.450	8	4.0	13.100	2	2.6	6.200	10	2.0	7.200	8	18.7	56.800	9
259	Brandon Kirk	NB	3.3	11.350	8	2.8	7.000	10	2.4	10.000	10	3.8	11.700	7	2.8	8.050	9	2.7	8.600	7	17.8	56.700	10
252	Chris Morgan	PEI	3.2	11.800	6	~	0.000		~			~	0.000		~			~	0.000		3.2	11.800	11

Atlantic Gymnastics Championships
Artistic Gymnastics
 New Brunswick ~ Moncton ~ April 29 & 30

Team Scores:

of counting scores per event: 3 3

National Open Men's

Flight 5 Boys Saturday

Abbrev.	Team Name...	City	Floor Sol		Pom. H. Arçons		Rings Anneaux		Vault Saut		Par. Bars Barres p	
			Score	Rank	Score	Rank	Score	Rank	Score	Rank	Score	Rank
PEI	Prince Edward Island		35.800	1-T	29.950	1	34.650	1	38.550	1	35.000	1
NB	New Brunswick		35.800	1-T	28.700	2	32.600	2	35.350	2	31.600	2