








2010 Atlantic Gymnastics Championships

Island Gymnastics Academy ~ Charlottetown ~ April 24, 2010

L1 <13

Event Winners: Top 6 Places








L1 <13

Gymnast's Name	Club	Floor Sol 			Pom. H. Arçons 			Rings Anneaux 			Vault Saut 			Par. Bars Barres p 			Hor. Bar Barre f 			All Around Total AA 		
		D	Score	Rk	D	Score	Rk	D	Score	Rk	D	Score	Rk	D	Score	Rk	D	Score	Rk	D	Score	Rk
8 Liam Jackman	NFLD	9.6	8.950	3	9.8	8.250	3	10.0	9.100	1	9.8	9.000	2	10.0	8.950	2	9.8	8.550	1	59.0	52.800	1
1 Jack Ramsay	PEI	10.0	9.400	1	9.8	8.050	4	10.0	8.400	8-T	9.8	8.850	7	10.0	8.200	5	9.8	7.650	10	59.4	50.550	2
10 Gabriel Sorensen	NFLD	9.6	7.650	19	9.8	8.500	2	10.0	8.750	2-T	9.8	8.400	16	9.6	9.050	1	9.8	8.150	4-T	58.6	50.500	3
11 Eric Duguay	NB	9.8	8.400	6	9.8	7.000	11-T	10.0	8.500	7	9.8	9.400	1	9.8	7.850	7	9.8	8.300	2	59.0	49.450	4
9 Roark Way	NFLD	9.6	7.900	16	9.8	7.650	9	10.0	8.300	12	9.8	8.700	8-T	9.8	8.250	4	9.8	8.200	3	58.8	49.000	5
3 Samuel Gillis	PEI	9.6	8.700	4	9.8	7.850	8	10.0	8.400	8-T	9.8	8.650	11-T	9.8	7.500	12-T	9.8	7.700	7-T	58.8	48.800	6
2 Nathan Purchase	PEI	9.6	9.150	2	9.8	8.000	5-T	10.0	8.400	8-T	9.8	8.200	20	9.8	7.500	12-T	9.8	7.450	11	58.8	48.700	7
19 Kyle Carlton	NS	9.6	7.700	17-T	9.8	7.000	11-T	10.0	8.650	5	9.8	8.950	3-T	9.8	8.100	6	9.8	8.150	4-T	58.8	48.550	8
12 Ben Steeper	NB	9.6	8.050	12-T	9.8	8.000	5-T	10.0	8.700	4	9.8	8.250	19	9.8	8.600	3	9.8	6.800	15	58.8	48.400	9
17 Brandon Hanna	NS	9.6	8.150	10	9.8	7.950	7	10.0	8.150	14	9.8	8.300	18	9.8	7.650	10	9.8	7.700	7-T	58.8	47.900	10
21 Blair Miller	NS	9.6	7.550	20	9.8	7.500	10	10.0	8.200	13	9.8	8.700	8-T	9.6	7.700	8-T	9.8	7.850	6	58.6	47.500	11
18 Gareth Ellis	NS	9.6	8.300	7	9.8	6.450	13	10.0	8.100	15	9.8	8.900	6	9.6	7.700	8-T	9.8	6.900	14	58.6	46.350	12
7 Connor Milks	NFLD	9.6	7.950	14-T	9.8	6.250	15	10.0	8.400	8-T	9.8	8.350	17	9.6	7.400	14	9.8	7.700	7-T	58.6	46.050	13
14 Griffin Clark	NB	9.6	8.250	8	9.8	5.950	16	10.0	8.600	6	9.8	8.950	3-T	9.6	6.600	17	9.8	7.200	12	58.6	45.550	14
13 David Dunham	NB	9.6	7.700	17-T	9.8	8.650	1	10.0	7.600	19	9.8	8.650	11-T	9.6	6.000	21	9.8	6.300	18	58.6	44.900	15
6 Ian Coxon	NFLD	9.6	8.200	9	9.8	5.400	18-T	10.0	7.300	20	9.8	8.950	3-T	9.6	7.550	11	9.8	7.150	13	58.6	44.550	16
20 Colton MacMullin	NS	9.6	7.950	14-T	9.8	6.300	14	10.0	8.750	2-T	9.8	8.600	13	9.6	6.800	16	9.8	5.500	21	58.6	43.900	17
5 Curtis Simpson	NFLD	9.6	8.050	12-T	9.8	5.400	18-T	10.0	7.850	17-T	9.8	8.500	14	9.6	6.900	15	9.8	6.100	19-T	58.6	42.800	18
16 Graham Khoury	NB	9.6	8.100	11	9.8	4.550	20	10.0	7.850	17-T	9.8	8.700	8-T	9.6	6.550	18	9.8	6.700	16	58.6	42.450	19
15 Evan Crossman	NB	9.6	7.250	21	9.8	5.550	17	10.0	7.000	21	9.8	8.450	15	9.6	6.350	19-T	9.8	6.100	19-T	58.6	40.700	20
4 Donovan Ching	PEI	9.6	8.650	5	9.8	4.250	21	10.0	7.900	16	9.8	7.100	21	9.6	6.350	19-T	9.8	6.400	17	58.6	40.650	21

2010 Atlantic Gymnastics Championships

Island Gymnastics Academy ~ Charlottetown ~ April 24, 2010

L1 >13

Gymnast's Name	Club	City	YOB (Age)	Floor Sol 			Pom. H. Arçons 			Rings Anneaux 			Vault Saut 			Par. Bars Barres p 			Hor. Bar Barre f 			All Around Total 		
				D	Score	Rk	D	Score	Rk	D	Score	Rk	D	Score	Rk	D	Score	Rk	D	Score	Rk	D	Score	Rk
23 Gabriel Arsenault	PEI	0		9.6	8.550	2	9.8	8.500	1	10.0	8.750	2	9.8	8.150	4	9.8	7.950	2	9.8	8.000	4	58.8	49.900	1
24 Isaiah Jabbour	PEI	0		9.8	8.600	1	9.8	7.700	3	10.0	8.950	1	9.8	7.900	5	9.8	8.500	1	9.8	8.100	3	59.0	49.750	2
25 Kalyon MacPhail	PEI	0		9.6	8.000	5	9.8	7.800	2	10.0	8.550	4	9.8	8.750	1-T	9.6	7.800	4	9.8	6.950	5	58.6	47.850	3
26 Jonathan Youden	NS	0		9.6	8.050	4	9.8	6.500	4	10.0	8.200	5	9.8	8.500	3	9.6	7.900	3	9.8	8.450	1	58.6	47.600	4
22 Ted Landry	PEI	0		9.6	8.350	3	9.8	5.750	5	10.0	8.700	3	9.8	8.750	1-T	9.6	7.450	5	9.8	8.200	2	58.6	47.200	5

2010 Atlantic Gymnastics Championships

Island Gymnastics Academy ~ Charlottetown ~ April 24, 2010

L2 <13

Gymnast's Name	Club	City	YOB (Age)	Floor Sol			Pom. H. Arçons			Rings Anneaux			Vault Saut			Par. Bars Barres p			Hor. Bar Barre f			All Around Total		
				D	Score	Rk	D	Score	Rk	D	Score	Rk	D	Score	Rk	D	Score	Rk	D	Score	Rk	D	Score	Rk
28 Christopher Bearne	NS	0		10.0	8.000	2	10.0	9.150	1	9.8	8.400	1	10.0	7.950	2	10.0	9.100	1	9.5	7.700	1	59.3	50.300	1
27 Alexander Watters	NS	0		10.0	8.150	1	7.8	5.150	2	8.6	6.850	2	10.0	9.350	1	10.0	8.950	2	7.1	5.250	2	53.5	43.700	2

2010 Atlantic Gymnastics Championships

Island Gymnastics Academy ~ Charlottetown ~ April 24, 2010

HP Argo

Gymnast's Name	Club	City	YOB (Age)	Floor Sol			Pom. H. Arçons			Rings Anneaux			Vault Saut			Par. Bars Barres p			Hor. Bar Barre f			All Around Total AA		
				D	Score	Rk	D	Score	Rk	D	Score	Rk	D	Score	Rk	D	Score	Rk	D	Score	Rk	D	Score	Rk
60 Parker Ramsay	PEI	0		15.0	13.650	1	15.0	11.100	2	15.0	13.600	1	15.0	14.500	1	15.0	13.400	1	15.0	13.450	1	90.0	79.700	1
59 Alex Mann	PEI	0		14.5	12.700	2	14.5	12.000	1	15.0	12.900	2	14.5	13.800	2	14.5	11.600	2	14.5	11.400	2	87.5	74.400	2

2010 Atlantic Gymnastics Championship








Men's Artistic Gymnastics

Island Gymnastics Academy ~ Charlottetown, PE ~ April 23 - 24, 2010

Level 3 <13

Event Winners: Top 6 Places

Level 3 <13








Gymnast's Name	Club	Floor Sol 			Pom. H. Arçons 			Rings Anneaux 			Vault Saut 			Par. Bars Barres p 			Hor. Bar Barre f 			All Around Total 		
		D	Score	Rk	D	Score	Rk	D	Score	Rk	D	Score	Rk	D	Score	Rk	D	Score	Rk	D	Score	Rk
35 Cameron Arnold	NS	2.2	10.550	5	2.4	10.950	4	2.1	10.350	1	3.0	11.450	4-T	1.9	9.750	1-T	1.9	10.600	1	13.5	63.650	1
36 Colin Blackadar	PEI	2.2	10.900	1	2.4	10.900	5	2.1	10.050	3	3.0	11.700	3	1.9	9.300	3	1.9	9.650	2	13.5	62.500	2
31 Jacob Fudge	NB	2.5	10.650	2-T	2.6	11.250	3	1.9	8.600	7	3.4	12.100	1	1.4	6.750	6	1.9	9.200	4	13.7	58.550	3
29 Liam Dalton	NB	2.1	10.450	6	2.8	10.500	6	1.8	10.250	2	3.0	10.650	8	2.1	9.750	1-T	1.7	5.600	7	13.5	57.200	4
34 Brett Mercer	NFLD	2.1	10.200	7	2.3	11.550	1	1.9	8.800	6	3.0	11.400	6	1.4	6.200	7	1.8	8.850	5	12.5	57.000	5
30 Cameron MacMaster	NB	2.1	10.650	2-T	2.6	11.400	2	1.9	9.350	5	3.0	11.450	4-T	2.1	9.200	4	1.6	2.700	8	13.3	54.750	6
32 John Sesay	NB	2.2	9.900	8	2.6	8.600	7	2.1	9.450	4	3.4	11.900	2	1.5	8.300	5	1.7	5.700	6	13.5	53.850	7
33 Zachary Cook	NFLD	2.2	10.650	2-T	1.9	7.200	8	1.7	6.850	8	3.0	11.250	7	1.7	4.700	8	1.9	9.500	3	12.4	50.150	8

2010 Atlantic Gymnastics Championship

Men's Artistic Gymnastics

Island Gymnastics Academy ~ Charlottetown, PE ~ April 23 - 24, 2010

Level 3 13+








Gymnast's Name	Club	Floor Sol 			Pom. H. Arçons 			Rings Anneaux 			Vault Saut 			Par. Bars Barres p 			Hor. Bar Barre f 			All Around Total 		
		D	Score	Rk	D	Score	Rk	D	Score	Rk	D	Score	Rk	D	Score	Rk	D	Score	Rk	D	Score	Rk
41 Brandon Banks	PEI	2.3	10.350	4	2.5	10.700	1	2.1	10.550	2	3.0	12.000	5	1.9	10.600	1	1.9	9.550	3	13.7	63.750	1
43 Zachary Comeau	NS	2.2	10.200	6-T	2.1	9.450	7	2.1	10.750	1	3.0	11.500	6	1.5	9.600	2-T	2.1	11.000	1	13.0	62.500	2
38 James Kelly	NFLD	2.3	10.950	1	2.3	9.900	3	2.0	9.400	3-T	3.0	12.600	1	1.9	9.550	4	2.1	9.400	4	13.6	61.800	3
42 Paul Gallant	PEI	2.2	10.300	5	2.2	10.400	2	2.1	9.400	3-T	3.0	11.200	7	1.9	9.400	5	1.9	9.700	2	13.3	60.400	4
37 Joshua Holloway	NFLD	2.1	10.200	6-T	2.2	9.650	6	2.1	8.200	6-T	3.0	12.150	3	2.0	9.600	2-T	1.9	9.000	5	13.3	58.800	5
39 Adam Carroll	NFLD	2.1	10.550	2-T	2.1	9.800	4	1.8	8.500	5	3.0	12.100	4	1.9	7.800	6	1.9	8.200	6	12.8	56.950	6
40 Joel Cormier	NB	2.1	10.550	2-T	2.0	9.700	5	1.8	8.200	6-T	3.4	12.400	2	1.4	6.350	7	1.9	7.100	7	12.6	54.300	7

2010 Atlantic Gymnastics Championship

Men's Artistic Gymnastics

Island Gymnastics Academy ~ Charlottetown, PE ~ April 23 - 24, 2010

Level 4 <13

Gymnast's Name	Club	Floor Sol 			Pom. H. Arçons 			Rings Anneaux 			Vault Saut 			Par. Bars Barres p 			Hor. Bar Barre f 			All Around Total 		
		D	Score	Rk	D	Score	Rk	D	Score	Rk	D	Score	Rk	D	Score	Rk	D	Score	Rk			
44 William Black	NS	2.3	11.400	3	2.5	11.650	1	2.2	11.450	1	3.8	13.150	1	2.3	10.950	3	2.0	11.000	2	15.1	69.600	1
46 Peter Gale	NS	2.4	11.750	2	2.3	11.100	2	2.2	11.300	3	3.8	12.400	4	2.3	11.200	2	2.2	11.050	1	15.2	68.800	2
45 Colton Macaulay	NS	2.3	11.200	4	2.3	11.050	3	2.2	11.350	2	3.8	12.650	3	2.3	11.600	1	2.2	10.900	3	15.1	68.750	3
201 Kahlil Benjamin	NS	2.3	11.900	1	2.2	11.000	4	2.2	11.200	4	3.8	12.900	2	2.0	10.650	4	2.0	10.700	4	14.5	68.350	4
47 Adam Bowler	NS	2.3	11.000	5	2.2	8.050	5	2.2	9.900	5	3.8	12.000	5	2.0	8.350	5	2.2	10.400	5	14.7	59.700	5

2010 Atlantic Gymnastics Championship

Men's Artistic Gymnastics

Island Gymnastics Academy ~ Charlottetown, PE ~ April 23 - 24, 2010

Level 4 13+

Gymnast's Name	Club	Floor Sol			Pom. H. Arçons			Rings Anneaux			Vault Saut			Par. Bars Barres p			Hor. Bar Barre f			All Around Total AA		
		D	Score	Rk	D	Score	Rk	D	Score	Rk	D	Score	Rk	D	Score	Rk	D	Score	Rk			
48 Matthew Miller	NS	2.3	10.650	2	2.2	9.250	1	2.2	10.350	2	3.4	11.650	2	2.1	10.750	1	2.2	8.700	2	14.4	61.350	1
49 Grant Dever	PEI	2.2	10.750	1	2.0	5.400	2	2.2	10.750	1	3.4	12.300	1	2.0	9.200	2	2.3	9.800	1	14.1	58.200	2

2010 Atlantic Gymnastics Championship

Men's Artistic Gymnastics

Island Gymnastics Academy ~ Charlottetown, PE ~ April 23 - 24, 2010

National Youth

Gymnast's Name	Club	Floor Sol			Pom. H. Arçons			Rings Anneaux			Vault Saut			Par. Bars Barres p			Hor. Bar Barre f			All Around Total AA		
		D	Score	Rk	D	Score	Rk	D	Score	Rk	D	Score	Rk	D	Score	Rk	D	Score	Rk			
53 Blaise Roberts	PEI	2.8	11.400	1	2.5	10.400	1	2.4	11.150	1	4.0	13.250	1	2.5	11.600	1	2.5	10.800	1	16.7	68.600	1
54 Matthew Gallant	PEI	2.6	11.050	2	2.6	9.800	2	2.4	8.350	3	3.8	12.350	2	2.3	9.200	3	2.4	9.050	3	16.1	59.800	2
52 Carson Younker	PEI				2.4	7.950	3	2.5	10.800	2	3.4	12.150	3	2.3	9.900	2	2.4	9.550	2	13.0	50.350	3

2010 Atlantic Gymnastics Championship

Men's Artistic Gymnastics

Island Gymnastics Academy ~ Charlottetown, PE ~ April 23 - 24, 2010

National Open

Gymnast's Name	Club	Floor Sol			Pom. H. Arçons			Rings Anneaux			Vault Saut			Par. Bars Barres p			Hor. Bar Barre f			All Around Total AA		
		D	Score	Rk	D	Score	Rk	D	Score	Rk	D	Score	Rk	D	Score	Rk	D	Score	Rk			
55 Christopher Morgan	PEI	3.0	12.100	1	2.8	11.100	2	3.1	11.900	2	3.8	12.550	2	3.1	12.200	2	2.6	11.100	3	18.4	70.950	1
57 Brett Martin	PEI	3.5	11.250	3	3.2	10.300	4	3.1	11.550	3	4.0	12.250	3	2.7	11.200	4	2.2	10.300	4	18.7	66.850	2
56 Alan Mackie	PEI	3.2	11.900	2	2.7	10.850	3	2.5	9.600	4	3.8	12.850	1	3.0	11.500	3	2.7	8.900	5	17.9	65.600	3
50 Evan Cruz	NS				3.9	12.900	1	3.0	12.000	1				3.3	12.600	1	2.9	11.800	1	13.1	49.300	4
58 Tyler Martin	PEI	3.6	10.500	4							3.8	12.200	4				3.4	11.600	2	10.8	34.300	5